



County of Riverside
DEPARTMENT OF ENVIRONMENTAL HEALTH
 www.rivcoeh.org

FOOD ESTABLISHMENT INSPECTION FORM

FACILITY NAME UPPER CRUST PIZZA				DATE 7/15/2020	TIME IN 12:30 PM	TIME OUT 3:30 PM
ADDRESS 67555 E PALM CANYON RD, Cathedral City, CA 92234				FACILITY DESCRIPTION Not Applicable		
PERMIT HOLDER Andrew Hathaway				EMAIL uppercrustpizza@gmail.com		Major Violations 1
PERMIT # PR0004426	EXPIRATION DATE 06/30/2021	SERVICE Routine inspection	REINSPECTION DATE Next Routine	FACILITY PHONE # Not Captured	PE 3621	DISTRICT 0025
					INSPECTOR NAME Janet Sagastume	Points Deducted 13

The conditions listed below correspond to violations of the California Health and Safety Code and/or Riverside County Ordinances, and must be corrected as indicated by the enforcement officer. The Department of Environmental Health appreciates your cooperation.

Failure to correct listed violation(s) prior to the designated compliance date may necessitate an additional reinspection at a charge determined by Riverside County Ordinance 640.

Major / Minor Violations: Major Violations are those that pose an imminent risk to public health and warrant immediate closure of the food facility or immediate correction. Minor Violations are those violations that do not pose an imminent public health risk, but do warrant correction.
 GRADE REPRESENTS THE FOLLOWING RANGES: A = 100-90 Passed inspection / meets minimum health standards. B = 89-80 Did not pass inspection / does not meet minimum health standards. C = 79-0 Failed inspection / conditions exist which may pose a potential or actual threat to public health and safety. The facility is required to display a grade card in a conspicuous place selected by the Enforcement Officer. The grade card shall not be concealed and can only be removed or relocated by the Enforcement Officer per County Ordinance 492 / County Code Section 8.40.020

B
SCORE 87

In = In compliance
 COS = Corrected on-site
 N/O = Not observed
 N/A = Not applicable
 OUT = Out of compliance

DEMONSTRATION OF KNOWLEDGE			COS	MAJ	OUT
<input checked="" type="radio"/>	N/A	1. Food safety certification Andrew Hathaway. ServSafe. 10/18/2024.			2
EMPLOYEE HEALTH AND HYGIENIC PRACTICES					
<input checked="" type="radio"/>		2. Communicable disease; reporting, restrictions and exclusions		4	
<input checked="" type="radio"/>	N/O	3. No persistent discharge from eyes, nose, and mouth			2
<input checked="" type="radio"/>	N/O	4. Proper eating, tasting, drinking or tobacco use			2
PREVENTING CONTAMINATION BY HANDS					
<input checked="" type="radio"/>	N/O	5. Hands clean and properly washed; gloves used properly		4	2
<input checked="" type="radio"/>		6. Adequate handwashing facilities supplied and accessible			2
TIME AND TEMPERATURE RELATIONSHIPS					
<input checked="" type="radio"/>	N/O	N/A		4	2
<input checked="" type="radio"/>	N/O	N/A		4	2
<input checked="" type="radio"/>	N/O	N/A		4	2
<input checked="" type="radio"/>	N/O	N/A		4	2
<input checked="" type="radio"/>	N/O	N/A		4	2
PROTECTION FROM CONTAMINATION					
<input checked="" type="radio"/>	N/O	N/A			2
<input checked="" type="radio"/>		13. Food: unadulterated, no spoilage, no contamination		4	2
<input checked="" type="radio"/>	N/O	N/A		4	2
Chlorine 100 ppm / Dish machine.					

FOOD FROM APPROVED SOURCES			COS	MAJ	OUT
<input checked="" type="radio"/>		15. Food obtained from approved sources		4	2
<input checked="" type="radio"/>	N/O	N/A			2
<input checked="" type="radio"/>	N/O	N/A			2
CONFORMANCE WITH APPROVED PROCEDURES					
<input checked="" type="radio"/>	N/O	N/A			2
CONSUMER ADVISORY					
<input checked="" type="radio"/>	N/O	N/A			1
SCHOOL AND HEALTHCARE PROHIBITED FOODS					
<input checked="" type="radio"/>	N/O	N/A		4	2
WATER / HOT WATER					
<input checked="" type="radio"/>		21. Hot and cold water available Water Temperature 120F.°F		4	2
LIQUID WASTE DISPOSAL					
<input checked="" type="radio"/>		22. Sewage and wastewater properly disposed		4	2
VERMIN					
<input checked="" type="radio"/>		23. No rodents, insects, birds, or animals		4	2
<input checked="" type="radio"/>	N/A	24. Vermin proofing, air curtains, self-closing doors			1

SUPERVISION / PERSONAL CLEANLINESS	OUT
25. Person in charge present and performs duties, demonstration of knowledge	2
26. Personal cleanliness and hair restraints	1
GENERAL FOOD SAFETY REQUIREMENTS	
27. Approved thawing methods, frozen food storage	1
28. Food separated and protected from contamination	2
29. Washing fruits and vegetables	1
30. Toxic substances properly identified, stored, used	1
FOOD STORAGE / DISPLAY / SERVICE	
31. Adequate food storage; food storage containers identified	1
32. Consumer self-service	1
33. Food properly labeled; honestly presented; menu labeling	1

EQUIPMENT / UTENSILS / LINENS	OUT
34. Utensils and equipment approved, good repair	1
35. Warewashing: installed, maintained, proper use, test materials	1
36. Equipment / utensils: installed, clean, adequate capacity	1
37. Equipment, utensils, and linens: storage and use	1
38. Adequate ventilation and lighting; designated areas, use	1
39. Thermometers provided and accurate	1
40. Wiping cloths: properly used and stored	1
PHYSICAL FACILITIES	
41. Plumbing: properly installed, good repair	1
42. Refuse properly disposed; facilities maintained	1
43. Toilet facilities: properly constructed, supplied, cleaned	1
44. Premises; personal item storage and cleaning item storage	1

PERMANENT FOOD FACILITIES	OUT
45. Floors, walls, ceilings: good repair / fully enclosed	1
46. Floors, walls, and ceilings: clean	1
47. No unapproved private homes / living or sleeping quarters	1
SIGNS / REQUIREMENTS	
48. Last inspection report available	
49. Food Handler certifications available, current, and complete	1
50. Grade card and signs posted, visible	
COMPLIANCE AND ENFORCEMENT	
51. Plans approved / submitted	
52. Permit available / current	
53. Permit suspended / revoked	
54. Voluntary condemnation	
55. Impound	



FOOD ESTABLISHMENT INSPECTION FORM

FACILITY NAME UPPER CRUST PIZZA	DATE 7/15/2020	PERMIT # PR0004426
---	--------------------------	------------------------------

23. NO RODENTS, INSECTS, BIRDS, OR ANIMALS **⚠ CRITICAL ⚠**

POINTS
4

Inspector Comments: At the time of the inspection rodent droppings were observed in the following areas:
- In the dry storage hallway near/around the chemicals.
- In the dry storage hallway on a disposable chafing dish and in the pizza saver container. Employee voluntarily discarded items.
- Near the back door underneath the bulk floor bags. Employee stated these items were delivered today.

At the time of the inspection one dead cockroach was observed underneath the prep sink and one live cockroach was observed crawling on the exterior of the ice machine.

Rodent traps were observed throughout the facility. No live or dead rodents were observed. Person in charge stated that their has been recent rodent and roach activity and are actively taking care of the problem, but haven't cleaned the droppings. Pest control services the facility every 2 weeks. Person in charge provided receipt of service. The facility was serviced on the following dates: 6/26/2020 (found rodent activity/traps set), 6/30/2020 (4 rats were captured), and 7/1/2020 (found roach activity/serviced).

At this time the facility has voluntarily closed due to a vermin infestation. At the time of re-inspection, ensure that pest control has serviced the facility for rodents and roaches. Maintain receipt of service for inspection. Ensure that all access points of entry have been located and eliminated. Ensure all areas have been cleaned and sanitized, and the facility is free of droppings. Ensure the facility is free of all vermin.

Violation Description: Each food facility shall be kept free of vermin. Only approved animals, such as service animals or decorative fish in aquariums, are permitted inside a food facility. (114259.1, 114259.4, 114259.5)

24. VERMIN PROOFING, AIR CURTAINS, SELF-CLOSING DOORS

POINTS
1

Inspector Comments: Observed the delivery door (front door) lacking an air curtain or mechanism of some type to prevent the entrance of vermin. Ensure that the facility is equipped to prevent the entrance of vermin.

Violation Description: Each food facility shall be constructed, equipped, maintained, and operated to prevent the entrance and harborage of animals, including birds and vermin. (114259, 114259.2, 114259.3)

28. FOOD SEPARATED AND PROTECTED FROM CONTAMINATION

POINTS
2

Inspector Comments: Observed 2 containers of peppercinis directly on the floor underneath the prep sink. Employee stated these items were just delivered and relocated the containers. Ensure that food and food related items are properly stored 6 inches above the ground.

Observed opened bulk packages stored in their original package. Ensure that once opened, bulk items are stored in food grade containers with fitted lids.

Violation Description: All food shall be separated and protected from contamination. (113984, 113986, 114060, 114067(a, d, e), 114069(a, d), 114073, 114077, 114089.1(c), 114143(c))

30. TOXIC SUBSTANCES PROPERLY IDENTIFIED, STORED, USED

POINTS
1

Inspector Comments: Observed multiple sanitizer solution buckets stored directly on prep tables. Discontinue storing sanitizer buckets on prep tables, store buckets away from food and food prep areas to prevent contamination.

Violation Description: All poisonous substances, detergents, bleaches, and cleaning compounds shall be stored in an approved manner which prevents contamination of food or food-contact surfaces. All poisonous or toxic substances shall be properly labeled. (114254, 114254.1, 114254.2)

34. UTENSILS AND EQUIPMENT APPROVED, GOOD REPAIR

POINTS
1

Inspector Comments: Observed the following:
- The can opener blade in need of replacement.
- The pizza topping prep unit doors in need of repair. Employee stated that new doors have been ordered. Repair or replace these doors.
- Repair the pizza hot box. Discontinue storing pizza in the hot box. (Observed pizza at 138F.)

Note: Ensure that hood is properly functioning as smoke buildup was observed around the hood.

Violation Description: All utensils and equipment shall be approved and in good repair. (114130, 114130.1-114130.6, 114132, 114133, 114137, 114175, 114177, 114257)



FOOD ESTABLISHMENT INSPECTION FORM

FACILITY NAME UPPER CRUST PIZZA	DATE 7/15/2020	PERMIT # PR0004426
---	--------------------------	------------------------------

36. EQUIPMENT / UTENSILS PROPERLY INSTALLED, CLEAN; ADEQUATE CAPACITY

POINTS

1

Inspector Comments: Observed the following:
 - The walk-in refrigerator shelves, fan, and walls in need of cleaning.
 - The dish wash room in need of cleaning, including underneath the drain board tables and sink.
 - The prep table areas/ steam table areas in need of cleaning.
 - Debris accumulation underneath all equipment and shelving.
 - Food splatter on the ceilings and wall.

Clean and maintain the listed items above clean.

Violation Description: All utensils and equipment shall be clean and installed in an approved manner. Equipment type and quantity shall be adequate for the operation. (114115, 114130.3, 114139, 114153, 114163, 114165, 114167, 114169, 114175, 114180, 114182, 114257)

41. PLUMBING: PROPERLY INSTALLED, GOOD REPAIR

POINTS

1

Inspector Comments: Observed the prep sink to be leaking. Repair the leak.

Violation Description: All plumbing shall be installed in compliance with local plumbing ordinances, shall be maintained so as to prevent any contamination, and shall be kept clean, fully operative, and in good repair. All food-related equipment drain lines must discharge through an approved indirect connection. Any hose used for conveying potable water shall be made from approved material and used for no other purpose. (114171, 114189.1, 114190, 114192(b,c), 114193, 114193.1, 114199, 114201, 114269)

42. REFUSE PROPERLY DISPOSED: FACILITIES MAINTAINED

POINTS

1

Inspector Comments: Observed one out of two dumpsters uncovered and food rubbish on the floor. The person in charge stated that these dumpsters are shared. Ensure dumpsters remain covered and the exterior premises free of litter and rubbish.

Violation Description: All food waste and rubbish shall be kept in leakproof and rodent-proof containers. Containers shall be covered at all times. All waste must be removed and disposed of as frequently as necessary to prevent a nuisance. The exterior premises of each food facility shall be kept clean and free of litter and rubbish. (114244, 114245, 114245.1, 114245.2, 114245.3, 114245.4, 114245.5, 114245.6, 114245.7, 114257.1)

45. FLOORS, WALLS, CEILING: GOOD REPAIR / FULLY ENCLOSED

POINTS

1

Inspector Comments: Observed the following:
 - Multiple gapped ceiling panels.
 - Cracked cove tile behind the dishmachine, prep sink, and 3 compartment sink areas.
 Repair and replace the items listed so that food facility is fully enclosed as to prevent the entrance and harborage of vermin.

Violation Description: The floors, walls, ceilings finishes must be of an approved material, durable, smooth, nonabsorbent, and easily cleanable. Food facilities shall be fully enclosed. (114143 (d), 114257, 114266, 114268, 114271, 114272)



County of Riverside
DEPARTMENT OF ENVIRONMENTAL HEALTH
www.rivcoeh.org

FOOD ESTABLISHMENT INSPECTION FORM

FACILITY NAME UPPER CRUST PIZZA	DATE 7/15/2020	PERMIT # PR0004426
------------------------------------	-------------------	-----------------------

Overall Inspection Comments

At this time, this facility has voluntarily closed in conjunction with a non passing score of 87 = B. A re-inspection is scheduled for 22 JUL 2020, to verify that all violations noted on this inspection report have been corrected. The A placard has been removed from the window, and a B placard has been posted. The B card will be posted and shall remain posted until this facility has met the minimum requirements. Contact this Department if violations have been corrected prior to the re-inspection date, (760) 320-1048. A closure sign has been posted on the entrance of the facility and shall remain posted until this facility has been approved to operate by a member of this Department.

This inspection report has been reviewed with Marissa Garcia, the manager. The report will be sent via email.

Did you know that effective January 1, 2018, the California Health and Safety Code was amended to make it easier for food facilities to donate food? Please consider donating your excess food product to a local food bank, pantry, or soup kitchen. As a good faith food donor, you are protected from civil and criminal liability if the food product later causes harm to its recipient, unless the injury is a direct result of gross negligence or intentional misconduct in the preparation or handling of the donated food. See Section 171425 of the Civil Code and Sections 114432 to 114434 inclusive of the Health and Safety Code. For more information visit our website at www.rivcoeh.org.

Signature

Email

Marissa Garcia
Person in Charge
07/15/2020

Janet Sagastume
Environmental Health Specialist
07/15/2020

REASONS FOR IMMEDIATE CLOSURE OF A FOOD FACILITY

Per California Health and Safety Code Section 114409 (a):
 "If any imminent health hazard is found, unless the hazard is immediately corrected, an enforcement officer may temporarily suspend the permit and order the food facility immediately closed."

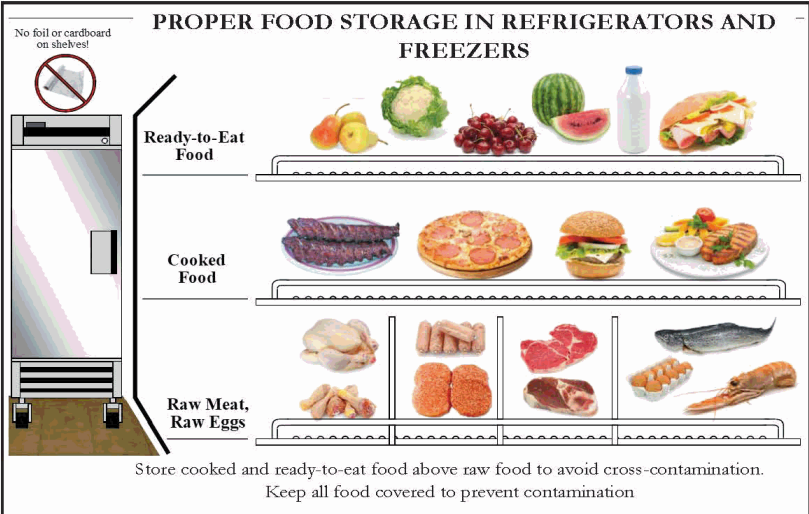
A food facility may be closed for any of the following reasons:

- Overflowing sewage (inside or outside the facility)
- No potable water
- No hot water
- No electricity
- Rodent or insect infestation
- Any other conditions at the facility that may create an imminent public health risk

In addition to the reasons above, Per California Health and Safety Code Section 114411:

"The enforcement agency may, after providing opportunity for a hearing, modify, suspend, or revoke a permit for serious or repeated violations of any requirement of this part or for interference in the performance of the duty of the enforcement officer."

PROPER FOOD STORAGE IN REFRIGERATORS AND FREEZERS



Ready-to-Eat Food

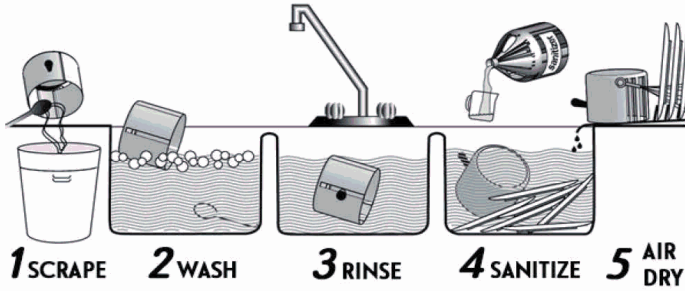
Cooked Food

Raw Meat, Raw Eggs

Store cooked and ready-to-eat food above raw food to avoid cross-contamination. Keep all food covered to prevent contamination.

MANUAL SANITIZING OF EQUIPMENT AND UTENSILS USING A THREE COMPARTMENT SINK

1. **SCRAPE**, clean, or soak items as necessary before washing.
2. **WASH** items in detergent and hot water of at least 100°F in the first sink.
3. **RINSE** items in clear water in the second sink.
4. **SANITIZE** by submerging each item in a sanitizing solution in the third sink. Use one of the following sanitizing methods:
 - 100ppm of a chlorine based sanitizer for a minimum of 30 seconds in the solution
 - 200ppm of a quaternary ammonium based sanitizer for a minimum of 60 seconds in the solution
 - 25ppm of an iodine based sanitizer for a minimum of 60 seconds in the solution
 - Water at a temperature of 171°F for a minimum of 30 seconds in solution
5. **AIR DRY** all items on the drain board.



PROPER COOLING OF FOOD IN YOUR FACILITY

Potentially hazardous foods should always be rapidly cooled.

TIME IS THE KEY FACTOR IN PROPER COOLING

- Foods must cool from 135°F to 70°F in 2 hours or less
- Foods must cool from 70°F to 41°F in 4 hours or less

Use one of the following methods to cool food properly:

- Break large foods down into smaller portions and place in shallow pans no more than 4 inches deep. Metal pans cool better than glass or plastic pans.
- Add ice as an ingredient to replace water used in the recipe.
- Place foods within an ice bath and frequently stir the foods to speed the cooling process.
- Loosely cover foods so that heat and steam can escape during cooling.
- Arrange containers within a refrigeration unit so that air can flow properly around containers.
- Use special equipment like chill paddles or blast chillers to rapidly bring down food temperature.









Use an accurate thermometer to verify the food is being cooled within proper timeframes.

PROPER FOOD THAWING METHODS

1. Under refrigeration
2. In a microwave oven on "defrost"
3. Submerged under cold running water in an approved preparation sink for no longer than 2 hours
4. As part of the cooking process

INTERNAL COOKING TEMPERATURES

Use a probe thermometer to take internal cooking temperatures

							
135°F for 15 seconds	145°F for 15 seconds	145°F for 15 seconds	145°F for 15 seconds	155°F for 15 seconds	155°F for 15 seconds	165°F for 15 seconds	165°F for 15 seconds

Food temperature cannot be felt - use your probe thermometer!



8

MILK, EGGS, FISH, SHELLFISH, WHEAT, SOYBEANS, PEANUTS, TREE NUTS

FOOD ALLERGENS

THE MAJOR

FOR QUESTIONS OR COMMENTS CONTACT YOUR LOCAL AREA OFFICE

BLYTE 260 N Broadway Blythe, CA 92225 Phone 760-921-5090 Fax 760-921-5085	CORONA 2275 S Main St #204 Corona, CA 92882 Phone 951-273-9140 Fax 951-520-8319	HEMET 800 S Sanderson Ave #200 Hemet, CA 92545 Phone 951-766-2824 Fax 951-766-7874	INDIO 47-950 Arabia St #A Indio, CA 92201 Phone 760-863-8287 Fax 760-863-8303	MURRIETA 30135 Technology Dr #250 Murrieta, CA 92563 Phone 951-461-0284 Fax 951-461-0245	PALM SPRINGS 554 S Paseo Dorotea Palm Springs, CA 92264 Phone 760-320-1048 Fax 760-320-1470	RIVERSIDE 4065 County Circle Dr #104 Riverside, CA 92503 Phone 951-358-5172 Fax 951-358-5017
--	--	---	--	---	--	---