



**County of Riverside**  
**DEPARTMENT OF ENVIRONMENTAL HEALTH**  
 www.rivcoeh.org


**FOOD ESTABLISHMENT INSPECTION FORM**

FACILITY NAME <b>KILLARNEY'S PUB &amp; GRILL</b>				DATE 9/5/2019	TIME IN 10:15 AM	TIME OUT 11:45 AM
ADDRESS 32475 Temecula Pkwy G-101, TEMECULA, CA 92592				FACILITY DESCRIPTION Not Applicable		
PERMIT HOLDER Firkin Cheers, Inc.				EMAIL dickie@killameys.com		Major Violations 0
PERMIT # PR0008732	EXPIRATION DATE 02/28/2020	SERVICE Follow-up inspection	REINSPECTION DATE Next Routine	FACILITY PHONE # (951)302-8338	PE 3621	DISTRICT 0041
					INSPECTOR NAME Philip Sinclair	Points Deducted 2

The conditions listed below correspond to violations of the California Health and Safety Code and/or Riverside County Ordinances and must be corrected as indicated by the enforcement officer. The Department of Environmental Health appreciates your cooperation.

Failure to correct listed violation(s) prior to the designated compliance date may necessitate an additional reinspection at a charge determined by Riverside County Ordinance 640.

**Major / Minor Violations:** Major Violations are those that pose an imminent risk to public health and warrant immediate closure of the food facility or immediate correction. Minor Violations are those violations that do not pose an imminent public health risk, but do warrant correction.  
 GRADE REPRESENTS THE FOLLOWING RANGES: A = 100-90 Passed inspection / meets minimum health standards. B = 89-80 Did not pass inspection / does not meet minimum health standards. C = 79-0 Failed inspection / conditions exist which may pose a potential or actual threat to public health and safety. The facility is required to display a grade card in a conspicuous place selected by the Enforcement Officer. The grade card shall not be concealed and can only be removed or relocated by the Enforcement Officer per County Ordinance 492 / County Code Section 8.40.020



○ In = In compliance     + COS = Corrected on-site     ○ N/O = Not observed     ○ N/A = Not applicable     ○ OUT = Out of compliance

DEMONSTRATION OF KNOWLEDGE			COS	MAJ	OUT
In	N/A	1. Food safety certification			2
EMPLOYEE HEALTH AND HYGIENIC PRACTICES					
In		2. Communicable disease; reporting, restrictions and exclusions		4	
In	N/O	3. No persistent discharge from eyes, nose, and mouth			2
In	N/O	4. Proper eating, tasting, drinking or tobacco use			2
PREVENTING CONTAMINATION BY HANDS					
In	N/O	5. Hands clean and properly washed; gloves used properly		4	2
In		6. Adequate handwashing facilities supplied and accessible			2
TIME AND TEMPERATURE RELATIONSHIPS					
In	N/O	7. Proper hot and cold holding temperatures		4	2
In	N/O	8. Time as a public health control; procedures and records		4	2
In	N/O	9. Proper cooling methods		4	2
In	N/O	10. Proper cooking time and temperature		4	2
In	N/O	11. Proper reheating procedures for hot holding		4	
PROTECTION FROM CONTAMINATION					
In	N/O	12. Returned and re-service of food			2
In		13. Food: unadulterated, no spoilage, no contamination		4	2
In	N/O	14. Food contact surfaces: clean and sanitized		4	2
QA 200ppm; Auto DW 50ppm Cl / Knowledge verified					

FOOD FROM APPROVED SOURCES			COS	MAJ	OUT
In		15. Food obtained from approved sources		4	2
In	N/O	16. Compliance with shell stock tags, condition, display			2
In	N/O	17. Compliance with Gulf Oyster regulations			2
CONFORMANCE WITH APPROVED PROCEDURES					
In	N/A	18. Compliance with variance, specialized process, and HACCP plan			2
CONSUMER ADVISORY					
In	N/A	19. Written disclosure and reminder statements provided for raw or undercooked foods			1
SCHOOL AND HEALTHCARE PROHIBITED FOODS					
In	N/A	20. Licensed health care facilities / public and private schools; prohibited foods not offered		4	2
WATER / HOT WATER					
In		21. Hot and cold water available		4	2
Water Temperature 123F at 3-compartment sink faucet*F					
LIQUID WASTE DISPOSAL					
In		22. Sewage and wastewater properly disposed		4	2
VERMIN					
In		23. No rodents, insects, birds, or animals		4	2
In	N/A	24. Vermin proofing, air curtains, self-closing doors			1

SUPERVISION / PERSONAL CLEANLINESS	OUT
25. Person in charge present and performs duties, demonstration of knowledge	2
26. Personal cleanliness and hair restraints	1
GENERAL FOOD SAFETY REQUIREMENTS	
27. Approved thawing methods, frozen food storage	1
28. Food separated and protected from contamination	2
29. Washing fruits and vegetables	1
30. Toxic substances properly identified, stored, used	1
FOOD STORAGE / DISPLAY / SERVICE	
31. Adequate food storage; food storage containers identified	1
32. Consumer self-service	1
33. Food properly labeled; honestly presented; menu labeling	1

EQUIPMENT / UTENSILS / LINENS	OUT
34. Utensils and equipment approved, good repair	1
35. Warewashing: installed, maintained, proper use, test materials	1
36. Equipment / utensils: installed, clean, adequate capacity	1
37. Equipment, utensils, and linens: storage and use	1
38. Adequate ventilation and lighting; designated areas, use	1
39. Thermometers provided and accurate	1
40. Wiping cloths: properly used and stored	1
PHYSICAL FACILITIES	
41. Plumbing: properly installed, good repair	1
42. Refuse properly disposed; facilities maintained	1
43. Toilet facilities: properly constructed, supplied, cleaned	1
44. Premises; personal item storage and cleaning item storage	1

PERMANENT FOOD FACILITIES	OUT
45. Floors, walls, ceilings: good repair / fully enclosed	1
46. Floors, walls, and ceilings: clean	1
47. No unapproved private homes / living or sleeping quarters	1
SIGNS / REQUIREMENTS	
48. Last inspection report available	
49. Food Handler certifications available, current, and complete	1
50. Grade card and signs posted, visible	
COMPLIANCE AND ENFORCEMENT	
51. Plans approved / submitted	
52. Permit available / current	
53. Permit suspended / revoked	
54. Voluntary condemnation	
55. Impound	



**FOOD ESTABLISHMENT INSPECTION FORM**

FACILITY NAME <b>KILLARNEY'S PUB &amp; GRILL</b>	DATE <b>9/5/2019</b>	PERMIT # <b>PR0008732</b>
---	-------------------------	------------------------------

**1. FOOD SAFETY CERTIFICATION**

**POINTS**  
**0**

**Inspector Comments:** NOTE: Food facilities that prepare, handle or serve unpackaged potentially hazardous food, shall have an employee who has passed an approved food safety certification examination. Observed enrollment confirmation for Kevin Wilhelm to obtain food manager certification through State Food Safety. Email copy of food manager certificate once obtained to psinclair@rivco.org

**Violation Description:** Food facilities that prepare, handle or serve non-prepackaged potentially hazardous food, shall have an employee who has passed an approved food safety certification examination. Food safety certificate must be maintained at the food facility and made available for inspection. (113947.1 - 113947.5)

**7. PROPER HOT & COLD HOLDING TEMPERATURES**

**POINTS**  
**0**

**Inspector Comments:** NOTE: Maintain all potentially hazardous foods at or below 41F or at or above 135F at all times. Observed the temperature inside the 4 door cold drawer unit at the cook line at 39.2F. IMPOUND tag removed and unit is approved for use.

**Violation Description:** Potentially hazardous food shall be held at or below 41#F / 45#F or at or above 135#F. Potentially hazardous food removed from proper holding temperature during preparation must be returned to proper temperature within 2 hours. Potentially hazardous food shall be received at proper temperature without evidence of temperature abuse. (113996, 113998, 114037)

**36. EQUIPMENT / UTENSILS PROPERLY INSTALLED, CLEAN;ADEQUATE CAPACITY**

**POINTS**  
**1**

**Inspector Comments:** Clean and maintain the following items in more detail:

- Door gaskets to the cold drawers below flat grill
- Dish sprayer nozzle at ware wash area
- Door gaskets to cold prep table across from grill

**Violation Description:** All utensils and equipment shall be clean and installed in an approved manner. Equipment type and quantity shall be adequate for the operation.(114115, 114130.3, 114139, 114153, 114163, 114165, 114167, 114169, 114175, 114180, 114182, 114257)

**45. FLOORS, WALLS, CEILING: GOOD REPAIR / FULLY ENCLOSED**

**POINTS**  
**1**

**Inspector Comments:** The floors, walls, ceilings of a food facility shall be an approved type, have durable, smooth, nonabsorbent, and washable surfaces, and shall be maintained in good repair.

- Observed the base coving from the commercial sheet vinyl missing behind the Hobart mixer. Repair or replace commercial sheet vinyl base coving in approved manner. Observed rubber top set sealed around area in question as a temporary solution.
- Observed the commercial sheet vinyl below the hot water deteriorating/missing as the hot water heater stand had been removed when the hot water heater was recently replaced, thus causing the flooring/wall in vicinity to be in disrepair. Replace with approved materials and provide approved hot water heater stand to maintain hot water heater off the ground.
- Observed tile grout replenished near the floor sink at the cook line but other tiles in the area below the mats and around the drain depleted with food accumulating. Remove accumulated debris from between tiles and replenish the tile grout in any area where it has eroded.

Manager stated that he is to speak with a contractor later today about proper repair of the wall/floor around the hot water heater, the base cove juncture behind the Hobart mixer and grout between the floor tiles in main cook line area. Ensure that these items are corrected by next routine inspection.

**Violation Description:** The floors, walls, ceilings finishes must be of an approved material, durable, smooth, nonabsorbent, and easily cleanable. Food facilities shall be fully enclosed. (114143 (d), 114257, 114266, 114268, 114271, 114272)



County of Riverside  
DEPARTMENT OF ENVIRONMENTAL HEALTH  
www.rivcoeh.org

FOOD ESTABLISHMENT INSPECTION FORM

FACILITY NAME KILLARNEY'S PUB & GRILL	DATE 9/5/2019	PERMIT # PR0008732
--	------------------	-----------------------

**Overall Inspection Comments**

Re-inspection conducted to verify all previous violations noted on 09/04/2019 inspection report have been corrected. At this time, facility has met the minimum requirements as set forth by the California Health and Safety Code (A=98). "C" card removed. "A" card posted.

**Did you know** that effective January 1, 2018, the California Health and Safety Code was amended to make it easier for food facilities to donate food? Please consider donating your excess food product to a local food bank, pantry, or soup kitchen. As a good faith food donor, you are protected from civil and criminal liability if the food product later causes harm to its recipient, unless the injury is a direct result of gross negligence or intentional misconduct in the preparation or handling of the donated food. See Section 171425 of the Civil Code and Sections 114432 to 114434 inclusive of the Health and Safety Code. For more information visit our website at [www.rivcoeh.org](http://www.rivcoeh.org).

**Signature**

Kevin Wilhelm  
Person in Charge  
09/05/2019

Philip Sinclair  
Environmental Health Specialist  
09/05/2019

## REASONS FOR IMMEDIATE CLOSURE OF A FOOD FACILITY

Per California Health and Safety Code Section 114409 (a):  
 "If any imminent health hazard is found, unless the hazard is immediately corrected, an enforcement officer may temporarily suspend the permit and order the food facility immediately closed."

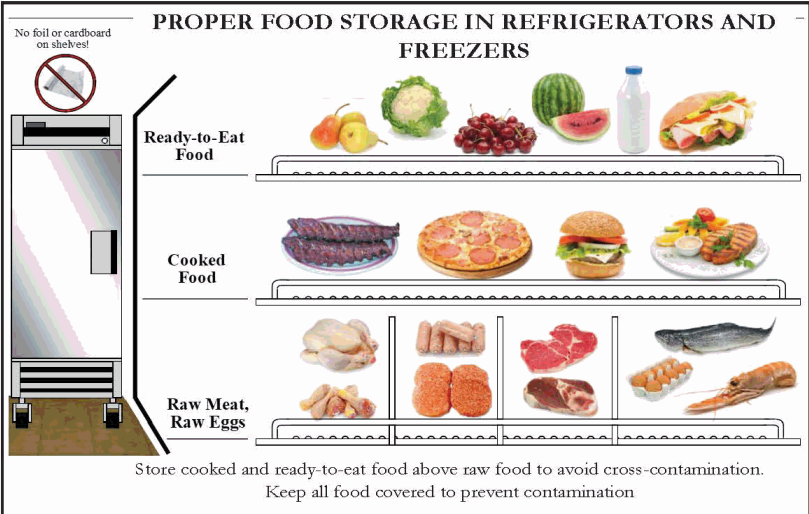
A food facility may be closed for any of the following reasons:

- Overflowing sewage (inside or outside the facility)
- No potable water
- No hot water
- No electricity
- Rodent or insect infestation
- Any other conditions at the facility that may create an imminent public health risk

In addition to the reasons above, Per California Health and Safety Code Section 114411:

"The enforcement agency may, after providing opportunity for a hearing, modify, suspend, or revoke a permit for serious or repeated violations of any requirement of this part or for interference in the performance of the duty of the enforcement officer."

### PROPER FOOD STORAGE IN REFRIGERATORS AND FREEZERS



Store cooked and ready-to-eat food above raw food to avoid cross-contamination. Keep all food covered to prevent contamination.

## MANUAL SANITIZING OF EQUIPMENT AND UTENSILS USING A THREE COMPARTMENT SINK

1. **SCRAPE**, clean, or soak items as necessary before washing.
2. **WASH** items in detergent and hot water of at least 100°F in the first sink.
3. **RINSE** items in clear water in the second sink.
4. **SANITIZE** by submerging each item in a sanitizing solution in the third sink. Use one of the following sanitizing methods:
  - 100ppm of a chlorine based sanitizer for a minimum of 30 seconds in the solution
  - 200ppm of a quaternary ammonium based sanitizer for a minimum of 60 seconds in the solution
  - 25ppm of an iodine based sanitizer for a minimum of 60 seconds in the solution
  - Water at a temperature of 171°F for a minimum of 30 seconds in solution
5. **AIR DRY** all items on the drain board.



## PROPER COOLING OF FOOD IN YOUR FACILITY

Potentially hazardous foods should always be rapidly cooled.

### TIME IS THE KEY FACTOR IN PROPER COOLING

- Foods must cool from 135°F to 70°F in 2 hours or less
- Foods must cool from 70°F to 41°F in 4 hours or less

Use one of the following methods to cool food properly:

- Break large foods down into smaller portions and place in shallow pans no more than 4 inches deep. Metal pans cool better than glass or plastic pans.
- Add ice as an ingredient to replace water used in the recipe.
- Place foods within an ice bath and frequently stir the foods to speed the cooling process.
- Loosely cover foods so that heat and steam can escape during cooling.
- Arrange containers within a refrigeration unit so that air can flow properly around containers.
- Use special equipment like chill paddles or blast chillers to rapidly bring down food temperature.









Use an accurate thermometer to verify the food is being cooled within proper timeframes.

## PROPER FOOD THAWING METHODS

1. Under refrigeration
2. In a microwave oven on "defrost"
3. Submerged under cold running water in an approved preparation sink for no longer than 2 hours
4. As part of the cooking process

## INTERNAL COOKING TEMPERATURES

Use a probe thermometer to take internal cooking temperatures

							
<b>135°F</b> for 15 seconds	<b>145°F</b> for 15 seconds	<b>145°F</b> for 15 seconds	<b>145°F</b> for 15 seconds	<b>155°F</b> for 15 seconds	<b>155°F</b> for 15 seconds	<b>165°F</b> for 15 seconds	<b>165°F</b> for 15 seconds

Food temperature cannot be felt - use your probe thermometer!



## FOR QUESTIONS OR COMMENTS CONTACT YOUR LOCAL AREA OFFICE

<b>BLYTE</b> 260 N Broadway Blythe, CA 92225 Phone 760-921-5090 Fax 760-921-5085	<b>CORONA</b> 2275 S Main St #204 Corona, CA 92882 Phone 951-273-9140 Fax 951-520-8319	<b>HEMET</b> 800 S Sanderson Ave #200 Hemet, CA 92545 Phone 951-766-2824 Fax 951-766-7874	<b>INDIO</b> 47-950 Arabia St #A Indio, CA 92201 Phone 760-863-8287 Fax 760-863-8303	<b>MURRIETA</b> 30135 Technology Dr #250 Murrieta, CA 92563 Phone 951-461-0284 Fax 951-461-0245	<b>PALM SPRINGS</b> 554 S Paseo Dorotea Palm Springs, CA 92264 Phone 760-320-1048 Fax 760-320-1470	<b>RIVERSIDE</b> 4065 County Circle Dr #104 Riverside, CA 92503 Phone 951-358-5172 Fax 951-358-5017
--	--	---	--	---	--	---