



County of Riverside
DEPARTMENT OF ENVIRONMENTAL HEALTH
 www.rivcoeh.org

FOOD ESTABLISHMENT INSPECTION FORM

FACILITY NAME Marui Sushi			DATE 9/11/2019	TIME IN 11:30 AM	TIME OUT 2:00 PM
ADDRESS 2347 California Ave #101, Corona, CA 92881			FACILITY DESCRIPTION Not Applicable		
PERMIT HOLDER			EMAIL wonkil.choi@gmail.com		Major Violations 0
PERMIT # PR0036718	EXPIRATION DATE 02/28/2020	SERVICE Routine inspection	REINSPECTION DATE Next Routine	FACILITY PHONE # (951)734-5800	PE 3620
		DISTRICT 0051	INSPECTOR NAME Bonnesa Lopez		Points Deducted 19

The conditions listed below correspond to violations of the California Health and Safety Code and/or Riverside County Ordinances and must be corrected as indicated by the enforcement officer. The Department of Environmental Health appreciates your cooperation.

Failure to correct listed violation(s) prior to the designated compliance date may necessitate an additional reinspection at a charge determined by Riverside County Ordinance 640.

B
SCORE 81

Major / Minor Violations: Major Violations are those that pose an imminent risk to public health and warrant immediate closure of the food facility or immediate correction. Minor Violations are those violations that do not pose an imminent public health risk, but do warrant correction.

GRADE REPRESENTS THE FOLLOWING RANGES: A = 100-90 Passed inspection / meets minimum health standards. B = 89-80 Did not pass inspection / does not meet minimum health standards. C = 79-0 Failed inspection / conditions exist which may pose a potential or actual threat to public health and safety. The facility is required to display a grade card in a conspicuous place selected by the Enforcement Officer. The grade card shall not be concealed and can only be removed or relocated by the Enforcement Officer per County Ordinance 492 / County Code Section 8.40.020

○ In = In compliance
 + COS = Corrected on-site
 ○ N/O = Not observed
 ○ N/A = Not applicable
 ○ OUT = Out of compliance

DEMONSTRATION OF KNOWLEDGE			COS	MAJ	OUT
In	N/A	1. Food safety certification Jong Yol Kim; ServSafe; 6-6-2020			2
EMPLOYEE HEALTH AND HYGIENIC PRACTICES					
In		2. Communicable disease; reporting, restrictions and exclusions		4	
In	N/O	3. No persistent discharge from eyes, nose, and mouth			2
In	N/O	4. Proper eating, tasting, drinking or tobacco use			2
PREVENTING CONTAMINATION BY HANDS					
In	N/O	5. Hands clean and properly washed; gloves used properly		4	2
In		6. Adequate handwashing facilities supplied and accessible			2
TIME AND TEMPERATURE RELATIONSHIPS					
In	N/O	N/A	+	4	2
In	N/O	N/A		4	2
In	N/O	N/A		4	2
In	N/O	N/A		4	2
In	N/O	N/A		4	2
PROTECTION FROM CONTAMINATION					
In	N/O	N/A		4	2
In		13. Food: unadulterated, no spoilage, no contamination		4	2
In	N/O	N/A	+	4	2
		14. Food contact surfaces: clean and sanitized 10-50 ppm chlorine / 109 F			2

FOOD FROM APPROVED SOURCES			COS	MAJ	OUT
In		15. Food obtained from approved sources		4	2
In	N/O	N/A			2
In	N/O	N/A			2
CONFORMANCE WITH APPROVED PROCEDURES					
In		N/A			2
In		N/A			2
CONSUMER ADVISORY					
In		N/A			1
SCHOOL AND HEALTHCARE PROHIBITED FOODS					
In		N/A		4	2
WATER / HOT WATER					
In				4	2
		Water Temperature 120 F°F			
LIQUID WASTE DISPOSAL					
In				4	2
VERMIN					
In				4	2
In		N/A			1

SUPERVISION / PERSONAL CLEANLINESS	OUT
25. Person in charge present and performs duties, demonstration of knowledge	2
26. Personal cleanliness and hair restraints	1
GENERAL FOOD SAFETY REQUIREMENTS	
27. Approved thawing methods, frozen food storage	1
28. Food separated and protected from contamination	2
29. Washing fruits and vegetables	1
30. Toxic substances properly identified, stored, used	1
FOOD STORAGE / DISPLAY / SERVICE	
31. Adequate food storage; food storage containers identified	1
32. Consumer self-service	1
33. Food properly labeled; honestly presented; menu labeling	1

EQUIPMENT / UTENSILS / LINENS	OUT
34. Utensils and equipment approved, good repair	1
35. Warewashing: installed, maintained, proper use, test materials	1
36. Equipment / utensils: installed, clean, adequate capacity	1
37. Equipment, utensils, and linens: storage and use	1
38. Adequate ventilation and lighting; designated areas, use	1
39. Thermometers provided and accurate	1
40. Wiping cloths: properly used and stored	1
PHYSICAL FACILITIES	
41. Plumbing: properly installed, good repair	1
42. Refuse properly disposed; facilities maintained	1
43. Toilet facilities: properly constructed, supplied, cleaned	1
44. Premises; personal item storage and cleaning item storage	1

PERMANENT FOOD FACILITIES	OUT
45. Floors, walls, ceilings: good repair / fully enclosed	1
46. Floors, walls, and ceilings: clean	1
47. No unapproved private homes / living or sleeping quarters	1
SIGNS / REQUIREMENTS	
48. Last inspection report available	
49. Food Handler certifications available, current, and complete	1
50. Grade card and signs posted, visible	
COMPLIANCE AND ENFORCEMENT	
51. Plans approved / submitted	
52. Permit available / current	
53. Permit suspended / revoked	
54. Voluntary condemnation	
55. Impound	



FOOD ESTABLISHMENT INSPECTION FORM

FACILITY NAME Marui Sushi	DATE 9/11/2019	PERMIT # PR0036718
-------------------------------------	--------------------------	------------------------------

5. HANDS CLEAN & PROPERLY WASHED; GLOVES USED PROPERLY

POINTS
2

Inspector Comments: Employees are to properly wash hands when donning gloves. Observed sushi chef place gloves on prior to preparing food. Instructions given to properly hand wash at the designated sink.

Violation Description: Employees hands and exposed arms shall be kept clean, with fingernails properly trimmed. Employees are required to properly wash their hands: before handling food, equipment, or utensils; as often as necessary during food preparation, to remove soil and contamination; when switching from working with raw to ready-to-eat food; before putting on gloves and working with food; after touching body parts; after using toilet room; or any time when contamination may occur. Employees shall minimize bare hand and arm contact with non-prepackaged food that is in ready-to-eat form. Whenever gloves are worn, they shall be changed or replaced as often as handwashing is required. Approved hand sanitizer can be used in addition to proper handwashing. (113952, 113953.3, 113953.4, 113961, 113968, 113973)

6. ADEQUATE HANDWASHING FACILITIES SUPPLIED & ACCESSIBLE

POINTS
0

Inspector Comments: NOTE:

- Provide soap and papertowels in dispensers. Observed papertowels at the front sushi area out of dispenser and pump soap was used in the restroom and handsink in the sushi area.

Violation Description: Adequate facilities exclusively for handwashing shall be provided in food preparation areas and within toilet rooms. Handwashing soap, and towels or drying device, shall be provided in dispensers. Handwashing facilities shall be clean, unobstructed, and accessible at all times for employee use. (113953, 113953.1, 113953.2, 114067(f), 114143 (e))

7. PROPER HOT & COLD HOLDING TEMPERATURES

POINTS
2

Inspector Comments: Maintain potentially hazardous foods above 135 F or below 41 F.

- Observed plate of tempura shrimp at 107 F and tempura salmon at 120 F on countertop in sushi area. Operator stated the shrimp and salmon was cooked 20 minutes ago and food was to be used as orders are received. Instructions given to reheat food to 165 F and facility shall properly hot or cold hold food prior to preparation.

Violation Description: Potentially hazardous food shall be held at or below 41°F / 45°F or at or above 135°F. Potentially hazardous food removed from proper holding temperature during preparation must be returned to proper temperature within 2 hours. Potentially hazardous food shall be received at proper temperature without evidence of temperature abuse. (113996, 113998, 114037)

8. TIME AS A PUBLIC HEALTH CONTROL; PROCEDURES & RECORDS

POINTS
2

Inspector Comments: When time is used as a public health control, food must be marked with the time to be discarded, not to exceed 4 hours after being removed from temperature control.

- Observed sushi rice at 118 F with a papertowel labeled 11 a.m. Operator stated this was the time that sushi rice was made and he was going to discard 4 hours later. Facility could not provide written procedures to use time as a control. Submit written procedures to department for approval by 9-18-2019 otherwise time as a control shall not be used.

Violation Description: When time only, rather than time in conjunction with temperature is used as a public health control, the food must be properly labeled with records and documentation maintained in the food facility and made available for inspection. (114000)

14. FOOD CONTACT SURFACES; CLEAN AND SANITIZED

POINTS
2

Inspector Comments: Ensure food contact surfaces are properly washed, rinsed, and sanitized using minimum 100 ppm when using chlorine. Observed sanitizer solution at the 3 compartment sink at 10-50 ppm. Corrected onsite after instructed.

Violation Description: All food contact surfaces of utensils and equipment shall be properly cleaned and sanitized. Food contact surfaces shall be clean to the sight and touch, no accumulation of dust, dirt, food residue, and other debris. (114097, 114099.1, 114099.2, 114099.4, 114099.6, 114099.7, 114101(b-d), 114105, 114109, 114111, 114113, 114115, 114117, 114118, 114123, 114125(b), 114130.2, 114130.5, 114141)

18. COMPLIANCE WITH VARIANCE, SPECIAL PROCESS, HACCP PLAN

POINTS
2

Inspector Comments: When ROP (reduced oxygen packaging) is used for fish, the fish shall be maintained in a frozen state before, during, and after packaging.

- Observed numerous intact packages of tuna thawing in the walk-in cooler. Packaged stated to remove fish from package when thawing. Operator stated that fish was taken from freezer in the morning. Instructions given to remove fish from packages.

Violation Description: Any deviation from standard health code requirements requires approval prior to implementation. A HACCP plan, variance, or specialized process must be approved, followed, and written documentation maintained at the facility. (114057, 114057.1, 114417.6, 114419, 114419.1-14419.3)



FOOD ESTABLISHMENT INSPECTION FORM

FACILITY NAME Marui Sushi	DATE 9/11/2019	PERMIT # PR0036718
-------------------------------------	--------------------------	------------------------------

24. VERMIN PROOFING, AIR CURTAINS, SELF-CLOSING DOORS

POINTS
1

Inspector Comments: - Install self-closure device at backdoor to prevent vermin entry.
- Replace warped mesh screen for air curtain.

Violation Description: Each food facility shall be constructed, equipped, maintained, and operated to prevent the entrance and harborage of animals, including birds and vermin. (114259, 114259.2, 114259.3)

28. FOOD SEPARATED AND PROTECTED FROM CONTAMINATION

POINTS
2

Inspector Comments: Protect food from contamination.

- Discontinue storing container with packaged tuna on top of oysters as observed in the walk-in cooler.
- Discontinue storing raw food above or next to ready-to-eat foods. Observed albacore fish set on rice, and raw tuna above produce.
- Discontinue storing spoon and knife observed in standing water as observed in 2 containers in the sushi station.

Violation Description: All food shall be separated and protected from contamination. (113984, 113986, 114060, 114067(a, d, e), 114069(a, d), 114073, 114077, 114089.1(c), 114143(c))

31. ADEQUATE FOOD STORAGE; FOOD STORAGE CONTAINERS IDENTIFIED

POINTS
0

Inspector Comments: NOTE: Provide labels for bulk storage foods. Observed unlabeled containers of sugar and cornstarch.

Violation Description: Food shall be stored in approved containers and labeled as to contents. Food shall be stored at least 6" above the floor on approved shelving. (114047, 114049, 114051, 114053, 114055, 114067(h), 114069(b))

34. UTENSILS AND EQUIPMENT APPROVED, GOOD REPAIR

POINTS
1

Inspector Comments: Maintain equipment approved and in good repair.

- Reseal prep table to wall at the sushi area to prevent dirt and debris accumulation.
- Replace domestic Oster toaster with ANSI certified (i.e. NSF) equipment only.
- Eliminate rust in shelving by the walk-in cooler in an approved manner.
- Replace grease filter in hood where filter vent is missing.
- Replace torn gaskets at the cold table in the sushi station and in the cookline.
- Replace wooden knife block with approved knife holder as it is not considered smooth and easily cleanable.

Violation Description: All utensils and equipment shall be approved and in good repair. (114130, 114130.1-114130.6, 114132, 114133, 114137, 114175, 114177, 114257)

36. EQUIPMENT / UTENSILS PROPERLY INSTALLED, CLEAN;ADEQUATE CAPACITY

POINTS
1

Inspector Comments: All equipment and utensils shall be kept clean and free of an accumulation of dust, dirt, food residue, and other debris. Clean and maintain:

- plastic drawers with produce in the walk-in cooler
- tracks of cabinets at the sushi station
- refrigeration gaskets
- floor in the sushi station
- side of cold table at the sushi station
- all equipment at the sushi station
- handles of refrigeration units especially cold table at the cookline.
- wall behind the water heater

Violation Description: All utensils and equipment shall be clean and installed in an approved manner. Equipment type and quantity shall be adequate for the operation.(114115, 114130.3, 114139, 114153, 114163, 114165, 114167, 114169, 114175, 114180, 114182, 114257)



FOOD ESTABLISHMENT INSPECTION FORM

FACILITY NAME Marui Sushi	DATE 9/11/2019	PERMIT # PR0036718
-------------------------------------	--------------------------	------------------------------

39. THERMOMETERS PROVIDED AND ACCURATE

POINTS
1

Inspector Comments: Provide working and accurate thermometer for all refrigeration units. Observed sushi cases without thermometers. Sushi cold table thermometer was located in the back and shall be visible so employees can properly monitor temperatures of unit.

Violation Description: An accurate, easily readable metal probe thermometer suitable for measuring temperature of food shall be available. A thermometer shall be provided for each refrigeration unit. (114157, 114159)

40. WIPING CLOTHS: PROPERLY USED AND STORED

POINTS
1

Inspector Comments: Properly store soiled linens in proper sanitizer solution (100 ppm for chlorine minimum).

- Observed 2 buckets with 0 ppm chlorine at the front sushi station.
- Observed several soiled linens observed on counter surfaces throughout the facility.

Violation Description: Wiping cloths used to clean food spills shall be used only once, unless stored in an approved concentration of sanitizer solution and laundered daily. (114135, 114185.1, 114185.3(d-e))

41. PLUMBING: PROPERLY INSTALLED, GOOD REPAIR

POINTS
0

Inspector Comments: NOTE: Provide approved plumbing.

- Replace flexible hoses exiting to floorsink from the ice machine with rigid piping such as PVC. Ensure a legal 1 inch air gap is provided above the overflow of the floor sink.

Violation Description: All plumbing shall be installed in compliance with local plumbing ordinances, shall be maintained so as to prevent any contamination, and shall be kept clean, fully operative, and in good repair. All food-related equipment drain lines must discharge through an approved indirect connection. Any hose used for conveying potable water shall be made from approved material and used for no other purpose. (114171, 114189.1, 114190, 114192(b,c), 114193, 114193.1, 114199, 114201, 114269)

42. REFUSE PROPERLY DISPOSED: FACILITIES MAINTAINED

POINTS
0

Inspector Comments: NOTE: Maintain dumpsters covered when not in use. Observed dumpsters with lids open.

Violation Description: All food waste and rubbish shall be kept in leakproof and rodent-proof containers. Containers shall be covered at all times. All waste must be removed and disposed of as frequently as necessary to prevent a nuisance. The exterior premises of each food facility shall be kept clean and free of litter and rubbish. (114244, 114245, 114245.1, 114245.2, 114245.3, 114245.4, 114245.5, 114245.6, 114245.7, 114257.1)

45. FLOORS, WALLS, CEILING: GOOD REPAIR / FULLY ENCLOSED

POINTS
1

Inspector Comments: Facility shall be constructed of approved floors and walls.

- Properly finish the wall at the sushi station below the working station. Observed exposed dry wall.
- Provide proper wall finishes at entryway between kitchen and sushi station. Observed doorway to have unapproved cracked vinyl covering.
- Properly seal around capped pipe behind chest freezer to prevent vermin harborage.
- Secure round metal plate to wall by the water heater in an approved manner.
- NOTE: Restroom currently does not have approved cove base tiles. Upon disrepair or remodeling facility shall install approved cove base with 3/8" minimum slim foot.

Violation Description: The floors, walls, ceilings finishes must be of an approved material, durable, smooth, nonabsorbent, and easily cleanable. Food facilities shall be fully enclosed. (114143 (d), 114257, 114266, 114268, 114271, 114272)

49. FOOD HANDLER CERTIFICATIONS AVAILABLE, CURRENT, COMPLETE

POINTS
1

Inspector Comments: All employees who handle food, utensils, or food equipment shall have a valid Riverside County Food Handler Certificate within one week of commencing work.

- Observed the 2 cooks missing food handler cards in the facility.

Violation Description: County of Riverside Environmental Health Food Handler Certification(s) are available and current for all employees who prepare, store, or serve exposed food. (Riverside County Ordinance 567)



County of Riverside
DEPARTMENT OF ENVIRONMENTAL HEALTH
www.rivcoeh.org

FOOD ESTABLISHMENT INSPECTION FORM

FACILITY NAME Marui Sushi	DATE 9/11/2019	PERMIT # PR0036718
------------------------------	-------------------	-----------------------

Overall Inspection Comments

At this time, this facility has failed to meet the minimum requirements of the California Health and Safety Code (80 = B). A reinspection will be set for one week (9-18-2019). Ensure violations listed on this report are corrected by this date in order to be re-scored. "B" card posted. "A" card removed. "B" card must remain posted until removed by an employee of this Department. Contact Bonnesa Lopez with any questions at 951-273-9140 and/or bonnesalopez@rivco.org.

Did you know that effective January 1, 2018, the California Health and Safety Code was amended to make it easier for food facilities to donate food? Please consider donating your excess food product to a local food bank, pantry, or soup kitchen. As a good faith food donor, you are protected from civil and criminal liability if the food product later causes harm to its recipient, unless the injury is a direct result of gross negligence or intentional misconduct in the preparation or handling of the donated food. See Section 171425 of the Civil Code and Sections 114432 to 114434 inclusive of the Health and Safety Code. For more information visit our website at www.rivcoeh.org.

Signature

Karen Choi
Person in Charge
09/11/2019

Bonnesa Lopez
Environmental Health Specialist
09/11/2019

REASONS FOR IMMEDIATE CLOSURE OF A FOOD FACILITY

Per California Health and Safety Code Section 114409 (a):
 "If any imminent health hazard is found, unless the hazard is immediately corrected, an enforcement officer may temporarily suspend the permit and order the food facility immediately closed."

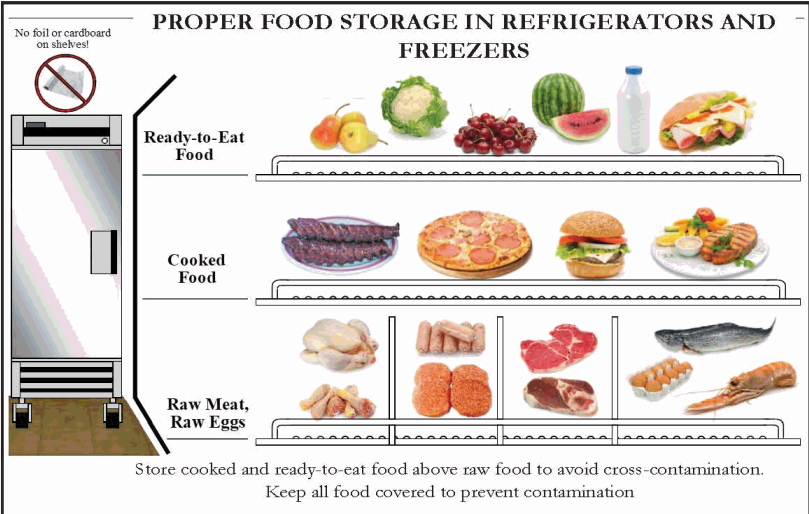
A food facility may be closed for any of the following reasons:

- Overflowing sewage (inside or outside the facility)
- No potable water
- No hot water
- No electricity
- Rodent or insect infestation
- Any other conditions at the facility that may create an imminent public health risk

In addition to the reasons above, Per California Health and Safety Code Section 114411:

"The enforcement agency may, after providing opportunity for a hearing, modify, suspend, or revoke a permit for serious or repeated violations of any requirement of this part or for interference in the performance of the duty of the enforcement officer."

PROPER FOOD STORAGE IN REFRIGERATORS AND FREEZERS



No foil or cardboard on shelves!

Ready-to-Eat Food

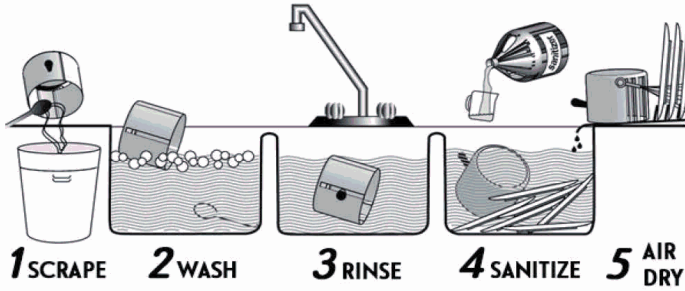
Cooked Food

Raw Meat, Raw Eggs

Store cooked and ready-to-eat food above raw food to avoid cross-contamination. Keep all food covered to prevent contamination.

MANUAL SANITIZING OF EQUIPMENT AND UTENSILS USING A THREE COMPARTMENT SINK

1. **SCRAPE**, clean, or soak items as necessary before washing.
2. **WASH** items in detergent and hot water of at least 100°F in the first sink.
3. **RINSE** items in clear water in the second sink.
4. **SANITIZE** by submerging each item in a sanitizing solution in the third sink. Use one of the following sanitizing methods:
 - 100ppm of a chlorine based sanitizer for a minimum of 30 seconds in the solution
 - 200ppm of a quaternary ammonium based sanitizer for a minimum of 60 seconds in the solution
 - 25ppm of an iodine based sanitizer for a minimum of 60 seconds in the solution
 - Water at a temperature of 171°F for a minimum of 30 seconds in solution
5. **AIR DRY** all items on the drain board.



PROPER COOLING OF FOOD IN YOUR FACILITY

Potentially hazardous foods should always be rapidly cooled.

TIME IS THE KEY FACTOR IN PROPER COOLING

- Foods must cool from 135°F to 70°F in 2 hours or less
- Foods must cool from 70°F to 41°F in 4 hours or less

Use one of the following methods to cool food properly:

- Break large foods down into smaller portions and place in shallow pans no more than 4 inches deep. Metal pans cool better than glass or plastic pans.
- Add ice as an ingredient to replace water used in the recipe.
- Place foods within an ice bath and frequently stir the foods to speed the cooling process.
- Loosely cover foods so that heat and steam can escape during cooling.
- Arrange containers within a refrigeration unit so that air can flow properly around containers.
- Use special equipment like chill paddles or blast chillers to rapidly bring down food temperature.









Use an accurate thermometer to verify the food is being cooled within proper timeframes.

PROPER FOOD THAWING METHODS

1. Under refrigeration
2. In a microwave oven on "defrost"
3. Submerged under cold running water in an approved preparation sink for no longer than 2 hours
4. As part of the cooking process

INTERNAL COOKING TEMPERATURES

Use a probe thermometer to take internal cooking temperatures

							
135°F for 15 seconds	145°F for 15 seconds	145°F for 15 seconds	145°F for 15 seconds	155°F for 15 seconds	155°F for 15 seconds	165°F for 15 seconds	165°F for 15 seconds

Food temperature cannot be felt - use your probe thermometer!



8

MILK, EGGS, FISH, SHELLFISH, WHEAT, SOYBEANS, PEANUTS, TREE NUTS

FOOD ALLERGENS

THE MAJOR

FOR QUESTIONS OR COMMENTS CONTACT YOUR LOCAL AREA OFFICE

BLYTE 260 N Broadway Blythe, CA 92225 Phone 760-921-5090 Fax 760-921-5085	CORONA 2275 S Main St #204 Corona, CA 92882 Phone 951-273-9140 Fax 951-520-8319	HEMET 800 S Sanderson Ave #200 Hemet, CA 92545 Phone 951-766-2824 Fax 951-766-7874	INDIO 47-950 Arabia St #A Indio, CA 92201 Phone 760-863-8287 Fax 760-863-8303	MURRIETA 30135 Technology Dr #250 Murrieta, CA 92563 Phone 951-461-0284 Fax 951-461-0245	PALM SPRINGS 554 S Paseo Dorotea Palm Springs, CA 92264 Phone 760-320-1048 Fax 760-320-1470	RIVERSIDE 4065 County Circle Dr #104 Riverside, CA 92503 Phone 951-358-5172 Fax 951-358-5017
--	--	---	--	---	--	---