



County of Riverside
DEPARTMENT OF ENVIRONMENTAL HEALTH
www.rivcoeh.org

FOOD ESTABLISHMENT INSPECTION FORM

FACILITY NAME Rosa's Cantina				DATE 5/24/2019		TIME IN 1:25 PM		TIME OUT 3:15 PM	
ADDRESS 28636 Old Town Front St #109, Temecula, CA 92590				FACILITY DESCRIPTION Not Applicable					
PERMIT HOLDER Leigh Enterprises LLC				EMAIL rleigh@fluidandfare.com				Major Violations 2	
PERMIT # PR0005452	EXPIRATION DATE 04/30/2020	SERVICE Routine inspection	REINSPECTION DATE Next Routine	FACILITY PHONE # (951)294-1064	PE 3621	DISTRICT 0046	INSPECTOR NAME Michael Jaime	Points Deducted 16	

The conditions listed below correspond to violations of the California Health and Safety Code and/or Riverside County Ordinances and must be corrected as indicated by the enforcement officer. The Department of Environmental Health appreciates your cooperation.

Failure to correct listed violation(s) prior to the designated compliance date may necessitate an additional reinspection at a charge determined by Riverside County Ordinance 640.

Major / Minor Violations: Major Violations are those that pose an imminent risk to public health and warrant immediate closure of the food facility or immediate correction. Minor Violations are those violations that do not pose an imminent public health risk, but do warrant correction.

GRADE REPRESENTS THE FOLLOWING RANGES: A = 100-90 Passed inspection / meets minimum health standards. B = 89-80 Did not pass inspection / does not meet minimum health standards. C = 79-0 Failed inspection / conditions exist which may pose a potential or actual threat to public health and safety. The facility is required to display a grade card in a conspicuous place selected by the Enforcement Officer. The grade card shall not be concealed and can only be removed or relocated by the Enforcement Officer per County Ordinance 492 / County Code Section 8.40.020

B
SCORE 84

☒ In = In compliance ☒ COS = Corrected on-site ☐ N/O = Not observed ☐ N/A = Not applicable ☐ OUT = Out of compliance

DEMONSTRATION OF KNOWLEDGE			COS	MAJ	OUT
<input checked="" type="radio"/> In	N/A	1. Food safety certification Juan Carlos/ ServSafe/ 10.25.22			2
EMPLOYEE HEALTH AND HYGIENIC PRACTICES					
<input checked="" type="radio"/> In		2. Communicable disease; reporting, restrictions and exclusions		4	
<input checked="" type="radio"/> In	N/O	3. No persistent discharge from eyes, nose, and mouth			2
<input checked="" type="radio"/> In	<input type="radio"/> N/O	4. Proper eating, tasting, drinking or tobacco use			2
PREVENTING CONTAMINATION BY HANDS					
<input checked="" type="radio"/> In	N/O	5. Hands clean and properly washed; gloves used properly		4	2
<input checked="" type="radio"/> In		6. Adequate handwashing facilities supplied and accessible			2
TIME AND TEMPERATURE RELATIONSHIPS					
<input checked="" type="radio"/> In	N/O	N/A	7. Proper hot and cold holding temperatures	<input checked="" type="radio"/> COS	<input type="radio"/> 4
<input checked="" type="radio"/> In	N/O	<input type="radio"/> N/A	8. Time as a public health control; procedures and records		4
<input checked="" type="radio"/> In	N/O	<input type="radio"/> N/A	9. Proper cooling methods		4
<input checked="" type="radio"/> In	N/O	N/A	10. Proper cooking time and temperature		4
<input checked="" type="radio"/> In	N/O	N/A	11. Proper reheating procedures for hot holding		4
PROTECTION FROM CONTAMINATION					
<input checked="" type="radio"/> In	N/O	N/A	12. Returned and re-service of food		2
<input checked="" type="radio"/> In		13. Food: unadulterated, no spoilage, no contamination		4	2
<input checked="" type="radio"/> In	N/O	N/A	14. Food contact surfaces: clean and sanitized Sanitizer buckets 200 ppm quat	<input checked="" type="radio"/> COS	<input type="radio"/> 4

FOOD FROM APPROVED SOURCES			COS	MAJ	OUT
<input checked="" type="radio"/> In		15. Food obtained from approved sources		4	2
<input checked="" type="radio"/> In	N/O	<input type="radio"/> N/A	16. Compliance with shell stock tags, condition, display		2
<input checked="" type="radio"/> In	N/O	<input type="radio"/> N/A	17. Compliance with Gulf Oyster regulations		2
CONFORMANCE WITH APPROVED PROCEDURES					
<input checked="" type="radio"/> In		<input type="radio"/> N/A	18. Compliance with variance, specialized process, and HACCP plan		2
CONSUMER ADVISORY					
<input checked="" type="radio"/> In		<input type="radio"/> N/A	19. Written disclosure and reminder statements provided for raw or undercooked foods		1
SCHOOL AND HEALTHCARE PROHIBITED FOODS					
<input checked="" type="radio"/> In		<input type="radio"/> N/A	20. Licensed health care facilities / public and private schools; prohibited foods not offered		4
WATER / HOT WATER					
<input checked="" type="radio"/> In			21. Hot and cold water available		4
			Water Temperature 160°F		2
LIQUID WASTE DISPOSAL					
<input checked="" type="radio"/> In			22. Sewage and wastewater properly disposed		4
VERMIN					
<input checked="" type="radio"/> In			23. No rodents, insects, birds, or animals		<input type="radio"/> 4
<input checked="" type="radio"/> In	N/A		24. Vermin proofing, air curtains, self-closing doors		<input type="radio"/> 1

SUPERVISION / PERSONAL CLEANLINESS		OUT
25. Person in charge present and performs duties, demonstration of knowledge		2
26. Personal cleanliness and hair restraints		1
GENERAL FOOD SAFETY REQUIREMENTS		
27. Approved thawing methods, frozen food storage		1
28. Food separated and protected from contamination		<input type="radio"/> 2
29. Washing fruits and vegetables		1
30. Toxic substances properly identified, stored, used		1
FOOD STORAGE / DISPLAY / SERVICE		
31. Adequate food storage; food storage containers identified		1
32. Consumer self-service		1
33. Food properly labeled; honestly presented; menu labeling		1

EQUIPMENT / UTENSILS / LINENS		OUT
34. Utensils and equipment approved, good repair		1
35. Warewashing: installed, maintained, proper use, test materials		1
36. Equipment / utensils: installed, clean, adequate capacity		<input type="radio"/> 1
37. Equipment, utensils, and linens: storage and use		1
38. Adequate ventilation and lighting; designated areas, use		1
39. Thermometers provided and accurate		1
40. Wiping cloths: properly used and stored		1
PHYSICAL FACILITIES		
41. Plumbing: properly installed, good repair		1
42. Refuse properly disposed; facilities maintained		1
43. Toilet facilities: properly constructed, supplied, cleaned		1
44. Premises; personal item storage and cleaning item storage		1

PERMANENT FOOD FACILITIES		OUT
45. Floors, walls, ceilings: good repair / fully enclosed		<input type="radio"/> 1
46. Floors, walls, and ceilings: clean		<input type="radio"/> 1
47. No unapproved private homes / living or sleeping quarters		1
SIGNS / REQUIREMENTS		
48. Last inspection report available		
49. Food Handler certifications available, current, and complete		1
50. Grade card and signs posted, visible		
COMPLIANCE AND ENFORCEMENT		
51. Plans approved / submitted		
52. Permit available / current		
53. Permit suspended / revoked		
54. Voluntary condemnation		
55. Impound		



County of Riverside
DEPARTMENT OF ENVIRONMENTAL HEALTH
www.rivcoeh.org

FOOD ESTABLISHMENT INSPECTION FORM

FACILITY NAME Rosa's Cantina	DATE 5/24/2019	PERMIT # PR0005452
---------------------------------	-------------------	-----------------------

7. PROPER HOT & COLD HOLDING TEMPERATURES

⚠ CRITICAL ⚠

POINTS

4

Inspector Comments: Potentially hazardous foods shall be held at or below 41°F or at or above 135°F.

- A container of cheese measured at 50F double stacked directly on top of cheese in the reach-in cooler across from the cooks line. Operator stated that food had been held in unit for less than 2 hours. Food relocated to bottom of unit. Discontinue double stacking containers of food in unit.
- A container of beans measured at 80F on very low temperature or stove off on the back burner in the kitchen. Ensure food is reheated to 165F in an approved time period. Operator turned burner on higher, and reheated to 165F in an approved manner.

Violation Description: Potentially hazardous food shall be held at or below 41°F / 45°F or at or above 135°F. Potentially hazardous food removed from proper holding temperature during preparation must be returned to proper temperature within 2 hours. Potentially hazardous food shall be received at proper temperature without evidence of temperature abuse. (113996, 113998, 114037)

14. FOOD CONTACT SURFACES; CLEAN AND SANITIZED

POINTS

2

Inspector Comments: Wash water shall be maintained at a minimum of 100°F to facilitate proper washing of food contact surfaces.

Wash water measured at a 86F at the 3-compartment sink. No active warewashing at time of inspection. Education provided, and wash water replaced with 100F warm water.

Violation Description: All food contact surfaces of utensils and equipment shall be properly cleaned and sanitized. Food contact surfaces shall be clean to the sight and touch, no accumulation of dust, dirt, food residue, and other debris. (114097, 114099.1, 114099.2, 114099.4, 114099.6, 114099.7, 114101(b-d), 114105, 114109, 114111, 114113, 114115, 114118, 114123, 114125(b), 114130.2, 114130.5, 114141)

23. NO RODENTS, INSECTS, BIRDS, OR ANIMALS

⚠ CRITICAL ⚠

POINTS

4

Inspector Comments: Each food facility shall be kept free of cockroaches, mice, rats, and similar pests that carry disease.

Observed rodent droppings on the floor in the following areas:

- In back of the prep table across from the orange juicer machine
- Under the storage racks on the left and right side of the walk-in cooler. Storage racks contain dry food storage (i.e. chilis) and equipment
- Around the pressurized cylinder near the walk-in cooler
- Under the storage rack utilized to hold chips
- In back of the upright food warmer across from the salsa cooler in the kitchen area
- Under the 2nd booth from the door near the back door
- Along the sides and corners of the in the bar area

Obtain approved pest control dated on or after 5/24/19, and provided receipt. Remove all evidence of rodent droppings, clean and sanitize all effected areas, and seal all harborage areas. A thorough investigation conducted. No further evidence of rodent activity observed. No evidence of contamination observed.

Violation Description: Each food facility shall be kept free of vermin. Only approved animals, such as service animals or decorative fish in aquariums, are permitted inside a food facility. (114259.1, 114259.4, 114259.5)

24. VERMIN PROOFING, AIR CURTAINS, SELF-CLOSING DOORS

POINTS

1

Inspector Comments: Exterior doors shall be self-closing, without gaps or openings, and maintained closed when not actively in use to prevent vermin entry.

- Observed a small gap under the back door closest to the bar area. Provide approved weather stripping, and or eliminate gap in approved manner.
- Seal the hole in the ceiling panel above the 2-door reach-in cooler used for salsas
- Seal the hole and secure the FRP panel under the prep sink across from the 3-compartment sink of the warewash area
- Seal all holes, cracks and or crevices in the under compartments of the front soda fountain machines, and salsa bar areas
- Inspect all harborage areas above the wooden decor around the bar and customer dining area for evidence of vermin

Violation Description: Each food facility shall be constructed, equipped, maintained, and operated to prevent the entrance and harborage of animals, including birds and vermin. (114259, 114259.2, 114259.3)



County of Riverside
DEPARTMENT OF ENVIRONMENTAL HEALTH
www.rivcoeh.org

FOOD ESTABLISHMENT INSPECTION FORM

FACILITY NAME Rosa's Cantina	DATE 5/24/2019	PERMIT # PR0005452
---------------------------------	-------------------	-----------------------

28. FOOD SEPARATED AND PROTECTED FROM CONTAMINATION

POINTS

2

Inspector Comments: All food shall be stored, prepared, displayed or held so that it is protected from contamination.

- 1) Observed the following foods to be uncovered:
- Rice and beans in the hot holding units in the main food prep line
 - Chips at the main prep line
 - Desserts under the fan in the 2-door upright freezer

2) Discontinue double stacking containers of food inside the reach-in cooler across from the cooks line. Observed a cheese container double stacked directly on top of another container of cheese.

Violation Description: All food shall be separated and protected from contamination. (113984, 113986, 114060, 114067(a, d, e), 114069(a, d), 114073, 114077, 114089.1(c), 114143(c))

36. EQUIPMENT / UTENSILS PROPERLY INSTALLED, CLEAN; ADEQUATE CAPACITY

POINTS

1

Inspector Comments: All equipment and utensils shall be kept clean and free of an accumulation of dust, dirt, food residue, and other debris.

Remove the accumulation of food, debris, grease and or grime from the following:

- The casters (i.e. wheels) of the cooking equipment
- The side of the fryer at the cooks line
- The under compartments of the soda fountain machines
- The booths in the dining area

Violation Description: All utensils and equipment shall be clean and installed in an approved manner. Equipment type and quantity shall be adequate for the operation. (114115, 114130.3, 114139, 114153, 114163, 114165, 114167, 114169, 114175, 114180, 114182, 114257)

38. ADEQUATE VENTILATION & LIGHTING: DESIGNATED AREAS; USE

POINTS

0

Inspector Comments: NOTE

Light fixtures in areas where open food is stored, served, prepared, and where utensils are washed shall be of shatterproof construction or protected with light shields.

Replace missing light cover on lights above the 3-compartment sink.

Violation Description: Mechanical exhaust ventilation shall be provided to remove toxic gases, heat, grease, vapors, and smoke. All areas of a food facility shall have sufficient ventilation to facilitate proper food storage and provide a reasonable condition of comfort for each employee. Toilet rooms shall be vented to the outside air by a screened openable window, an air shaft, or a light-switch activated exhaust fan. Adequate lighting shall be provided in all areas to facilitate cleaning and inspection. Light fixtures in areas where open food is stored, served, prepared, and where utensils are washed shall be of shatterproof construction or protected with light shields. (114149, 114149.1, 114149.2, 114149.3, 114252, 114252.1)

44. PREMISES; PERSONAL ITEM STORAGE AND CLEANING ITEM STORAGE

POINTS

0

Inspector Comments: NOTE

All personal drinks are to be maintained covered and stored in a manner to prevent contamination.

Observed an employee beverage stored in an upright cooler next to customer food on the side of the cooks line. Store all beverages away from all customer food in an approved manner.

Violation Description: Lockers or another approved area for personal belongings shall be provided. The premises of each food facility shall be kept clean and free of litter and items that are unnecessary to the operation or maintenance of the facility. At least one janitorial sink with hot and cold running water shall be provided. Cleaning supplies and equipment shall be stored separate from food and food-related areas. Mops shall be stored in such a way that allows air-drying. (114123, 114256, 114256.1, 114256.2, 114256.4, 114257.1, 114279, 114281, 114282)



County of Riverside
DEPARTMENT OF ENVIRONMENTAL HEALTH
www.rivcoeh.org

FOOD ESTABLISHMENT INSPECTION FORM

FACILITY NAME Rosa's Cantina	DATE 5/24/2019	PERMIT # PR0005452
---------------------------------	-------------------	-----------------------

45. FLOORS, WALLS, CEILING: GOOD REPAIR / FULLY ENCLOSED

POINTS

1

Inspector Comments: The floors, walls, ceilings of a food facility shall be an approved type, have durable, smooth, nonabsorbent, and washable surfaces, and shall be maintained in good repair.

Repair/ Replace

- The broken tiles under the cooks line
- Deteriorating/ loose bricks under the fountain machine in the customer service area

Violation Description: The floors, walls, ceilings finishes must be of an approved material, durable, smooth, nonabsorbent, and easily cleanable. Food facilities shall be fully enclosed. (114143 (d), 114257, 114266, 114268, 114271, 114272)

46. FLOORS, WALLS, AND CEILINGS: CLEAN

POINTS

1

Inspector Comments: The floors, walls, ceilings of a food facility shall be maintained clean.

Clean and maintain the following:

- Under the entire cooks line
- Under the reach-in cooler across from the cooks line
- Thoroughly clean the tiles and grout in the cooks line area
- Under the all storage racks throughout the back area of the facility
- Under and in back of the upright warmer in the kitchen area
- Under all prep tables in the back kitchen area
- Under the 3-compartment sink, and prep sink in the back area
- Around the pressurized cylinder near the walk-in cooler
- All corners, cracks, crevices, and or wall junctures throughout the back area of the facility

Violation Description: Floors, walls, and ceilings shall be maintained clean. (114257, 114268.1)



County of Riverside
DEPARTMENT OF ENVIRONMENTAL HEALTH
www.rivcoeh.org

FOOD ESTABLISHMENT INSPECTION FORM

FACILITY NAME Rosa's Cantina	DATE 5/24/2019	PERMIT # PR0005452
---------------------------------	-------------------	-----------------------

Overall Inspection Comments

This inspection was initiated due to a complaint received by this Department. A complaint investigation (CO0069155) was also conducted at this time.

At this time this facility has failed to meet the minimum requirements of the California Health and Safety Code (84 = B). A reinspection will be set for one week 5.31.19. Ensure violations listed on this report are corrected by this date in order to be re-scored. "B" card posted. "A" card removed. "B" card must remain posted until removed by an employee of this Department. Contact this department at 951-461-0284.

Did you know that effective January 1, 2018, the California Health and Safety Code was amended to make it easier for food facilities to donate food? Please consider donating your excess food product to a local food bank, pantry, or soup kitchen. As a good faith food donor, you are protected from civil and criminal liability if the food product later causes harm to its recipient, unless the injury is a direct result of gross negligence or intentional misconduct in the preparation or handling of the donated food. See Section 171425 of the Civil Code and Sections 114432 to 114434 inclusive of the Health and Safety Code. For more information visit our website at www.rivcoeh.org.

Signature

Katie Brewer
Person in Charge
05/24/2019

Michael Jaime
Environmental Health Specialist
05/24/2019

REASONS FOR IMMEDIATE CLOSURE OF A FOOD FACILITY

Per California Health and Safety Code Section 114409 (a):

"If any imminent health hazard is found, unless the hazard is immediately corrected, an enforcement officer may temporarily suspend the permit and order the food facility immediately closed."

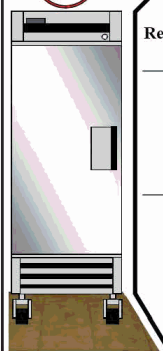
A food facility may be closed for any of the following reasons:

- Overflowing sewage (inside or outside the facility)
- No potable water
- No hot water
- No electricity
- Rodent or insect infestation
- Any other conditions at the facility that may create an imminent public health risk

In addition to the reasons above, Per California Health and Safety Code Section 114411:

"The enforcement agency may, after providing opportunity for a hearing, modify, suspend, or revoke a permit for serious or repeated violations of any requirement of this part or for interference in the performance of the duty of the enforcement officer."

No foil or cardboard on shelves!



PROPER FOOD STORAGE IN REFRIGERATORS AND FREEZERS

Ready-to-Eat Food

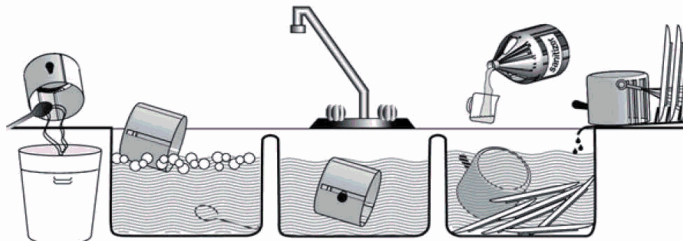
Cooked Food

Raw Meat, Raw Eggs

Store cooked and ready-to-eat food above raw food to avoid cross-contamination. Keep all food covered to prevent contamination.

MANUAL SANITIZING OF EQUIPMENT AND UTENSILS USING A THREE COMPARTMENT SINK

1. **SCRAPE**, clean, or soak items as necessary before washing.
2. **WASH** items in detergent and hot water of at least 100°F in the first sink.
3. **RINSE** items in clear water in the second sink.
4. **SANITIZE** by submerging each item in a sanitizing solution in the third sink. Use one of the following sanitizing methods:
 - 100ppm of a chlorine based sanitizer for a minimum of 30 seconds in the solution
 - 200ppm of a quaternary ammonium based sanitizer for a minimum of 60 seconds in the solution
 - 25ppm of an iodine based sanitizer for a minimum of 60 seconds in the solution
 - Water at a temperature of 171°F for a minimum of 30 seconds in solution
5. **AIR DRY** all items on the drain board.



PROPER COOLING OF FOOD IN YOUR FACILITY

Potentially hazardous foods should always be rapidly cooled.

TIME IS THE KEY FACTOR IN PROPER COOLING

- Foods must cool from 135°F to 70°F in 2 hours or less
- Foods must cool from 70°F to 41°F in 4 hours or less

Use one of the following methods to cool food properly:

- Break large foods down into smaller portions and place in shallow pans no more than 4 inches deep. Metal pans cool better than glass or plastic pans.
- Add ice as an ingredient to replace water used in the recipe.
- Place foods within an ice bath and frequently stir the foods to speed the cooling process.
- Loosely cover foods so that heat and steam can escape during cooling.
- Arrange containers within a refrigeration unit so that air can flow properly around containers.
- Use special equipment like chill paddles or blast chillers to rapidly bring down food temperature.

Use an accurate thermometer to verify the food is being cooled within proper timeframes.

PROPER FOOD THAWING METHODS




1. Under refrigeration
2. In a microwave oven on "defrost"
3. Submerged under cold running water in an approved preparation sink for no longer than 2 hours
4. As part of the cooking process



INTERNAL COOKING TEMPERATURES

Use a probe thermometer to take internal cooking temperatures



Food temperature cannot be felt - use your probe thermometer!



FOR QUESTIONS OR COMMENTS CONTACT YOUR LOCAL AREA OFFICE

BLYTE
260 N Broadway
Blythe, CA 92225
Phone 760-921-5090
Fax 760-921-5085

CORONA
2275 S Main St #204
Corona, CA 92882
Phone 951-273-9140
Fax 951-520-8319

HEMET
800 S Sanderson Ave #200
Hemet, CA 92545
Phone 951-766-2824
Fax 951-766-7874

INDIO
47-950 Arabia St #A
Indio, CA 92201
Phone 760-863-8287
Fax 760-863-8303

MURRIETA
30135 Technology Dr #250
Murrieta, CA 92563
Phone 951-461-0284
Fax 951-461-0245

PALM SPRINGS
554 S Paseo Dorotea
Palm Springs, CA 92264
Phone 760-320-1048
Fax 760-320-1470

RIVERSIDE
4065 County Circle Dr #104
Riverside, CA 92503
Phone 951-358-5172
Fax 951-358-5017