



County of Riverside
DEPARTMENT OF ENVIRONMENTAL HEALTH
 www.rivcoeh.org

FOOD ESTABLISHMENT INSPECTION FORM

FACILITY NAME Desert Falls Country Club				DATE 6/29/2022	TIME IN 9:15 AM	TIME OUT 10:40 AM
ADDRESS 1111 Desert Falls Pkwy, Palm Desert, CA 92211				FACILITY DESCRIPTION Not Applicable		
PERMIT HOLDER Desert Falls Country Club LLC				EMAIL desertfalls1111@gmail.com		Major Violations 0
PERMIT # PR0005087	EXPIRATION DATE 12/31/2022	SERVICE Follow-up inspection	REINSPECTION DATE Next Routine	FACILITY PHONE # (760)340-5646	PE 2622	DISTRICT 0036
					INSPECTOR NAME Brigette Barradas	Points Deducted 3

The conditions listed below correspond to violations of the California Health and Safety Code and/or Riverside County Ordinances and must be corrected as indicated by the enforcement officer. The Department of Environmental Health appreciates your cooperation.

Failure to correct listed violation(s) prior to the designated compliance date may necessitate an additional reinspection at a charge determined by Riverside County Ordinance 640.



Major / Minor Violations: Major Violations are those that pose an imminent risk to public health and warrant immediate closure of the food facility or immediate correction. Minor Violations are those violations that do not pose an imminent public health risk, but do warrant correction.

GRADE REPRESENTS THE FOLLOWING RANGES: A = 100-90 Passed inspection / meets minimum health standards. B = 89-80 Did not pass inspection / does not meet minimum health standards. C = 79-0 Failed inspection / conditions exist which may pose a potential or actual threat to public health and safety. The facility is required to display a grade card in a conspicuous place selected by the Enforcement Officer. The grade card shall not be concealed and can only be removed or relocated by the Enforcement Officer per County Ordinance 492 / County Code Section 8.40.020

○ In = In compliance + COS = Corrected on-site ○ N/O = Not observed ○ N/A = Not applicable ○ OUT = Out of compliance

DEMONSTRATION OF KNOWLEDGE			COS	MAJ	OUT
In	N/A	1. Food safety certification ServSafe; Carlos Nava, exp. 8/6/24			2
EMPLOYEE HEALTH AND HYGIENIC PRACTICES					
In		2. Communicable disease; reporting, restrictions and exclusions		4	
In	N/O	3. No persistent discharge from eyes, nose, and mouth			2
In	N/O	4. Proper eating, tasting, drinking or tobacco use			2
PREVENTING CONTAMINATION BY HANDS					
In	N/O	5. Hands clean and properly washed; gloves used properly		4	2
In		6. Adequate handwashing facilities supplied and accessible			2
TIME AND TEMPERATURE RELATIONSHIPS					
In	N/O	N/A		4	2
In	N/O	N/A		4	2
In	N/O	N/A		4	2
In	N/O	N/A		4	2
In	N/O	N/A		4	2
PROTECTION FROM CONTAMINATION					
In	N/O	N/A			2
In		13. Food: unadulterated, no spoilage, no contamination		4	2
In	N/O	N/A		4	2
14. Food contact surfaces: clean and sanitized manual, quat ammonium, 200 ppm; dishwasher, chlorine, 50 ppm /					

FOOD FROM APPROVED SOURCES			COS	MAJ	OUT
In		15. Food obtained from approved sources		4	2
In	N/O	N/A			2
In	N/O	N/A			2
CONFORMANCE WITH APPROVED PROCEDURES					
In		N/A			2
CONSUMER ADVISORY					
In		N/A			1
SCHOOL AND HEALTHCARE PROHIBITED FOODS					
In		N/A		4	2
WATER / HOT WATER					
In		21. Hot and cold water available Water Temperature Main kitchen 3-compartment sink: 127 F°F		4	2
LIQUID WASTE DISPOSAL					
In		22. Sewage and wastewater properly disposed		4	2
VERMIN					
In		23. No rodents, insects, birds, or animals		4	2
In	N/A	24. Vermin proofing, air curtains, self-closing doors			1

SUPERVISION / PERSONAL CLEANLINESS	OUT
25. Person in charge present and performs duties, demonstration of knowledge	2
26. Personal cleanliness and hair restraints	1
GENERAL FOOD SAFETY REQUIREMENTS	
27. Approved thawing methods, frozen food storage	1
28. Food separated and protected from contamination	2
29. Washing fruits and vegetables	1
30. Toxic substances properly identified, stored, used	1
FOOD STORAGE / DISPLAY / SERVICE	
31. Adequate food storage; food storage containers identified	1
32. Consumer self-service	1
33. Food properly labeled; honestly presented; menu labeling	1

EQUIPMENT / UTENSILS / LINENS	OUT
34. Utensils and equipment approved, good repair	1
35. Warewashing: installed, maintained, proper use, test materials	1
36. Equipment / utensils: installed, clean, adequate capacity	1
37. Equipment, utensils, and linens: storage and use	1
38. Adequate ventilation and lighting; designated areas, use	1
39. Thermometers provided and accurate	1
40. Wiping cloths: properly used and stored	1
PHYSICAL FACILITIES	
41. Plumbing: properly installed, good repair	1
42. Refuse properly disposed; facilities maintained	1
43. Toilet facilities: properly constructed, supplied, cleaned	1
44. Premises; personal item storage and cleaning item storage	1

PERMANENT FOOD FACILITIES	OUT
45. Floors, walls, ceilings: good repair / fully enclosed	1
46. Floors, walls, and ceilings: clean	1
47. No unapproved private homes / living or sleeping quarters	1
SIGNS / REQUIREMENTS	
48. Last inspection report available	
49. Food Handler certifications available, current, and complete	1
50. Grade card and signs posted, visible	
COMPLIANCE AND ENFORCEMENT	
51. Plans approved / submitted	
52. Permit available / current	
53. Permit suspended / revoked	
54. Voluntary condemnation	
55. Impound	



FOOD ESTABLISHMENT INSPECTION FORM

FACILITY NAME Desert Falls Country Club	DATE 6/29/2022	PERMIT # PR0005087
--	-------------------	-----------------------

24. VERMIN PROOFING, AIR CURTAINS, SELF-CLOSING DOORS

POINTS

1

Inspector Comments: 1) Observed the air curtain across from the storage room to be in disrepair. Air curtains shall operate in conjunction with the microswitch to turn on when the door is open and turn off when the door closes.

2) Observed a gap at the double doors across the storage room near ice machine. Provide sufficient weather stripping around double door to prevent vermin entry.

Violation Description: Each food facility shall be constructed, equipped, maintained, and operated to prevent the entrance and harborage of animals, including birds and vermin. (114259, 114259.2, 114259.3)

34. UTENSILS AND EQUIPMENT APPROVED, GOOD REPAIR

POINTS

1

Inspector Comments: 1) Repair the following:

- The torn gaskets at the 4-door fridge
- The leaking faucet at the 3-compartment sink in dish room
- The leaking faucet in the employee's women restroom
- The one 1-door fridge at the cook's line. Operator stated it will be serviced soon.

Violation Description: All utensils and equipment shall be approved and in good repair. (114130, 114130.1-114130.6, 114132, 114133, 114137, 114175, 114177, 114257)

38. ADEQUATE VENTILATION & LIGHTING: DESIGNATED AREAS; USE

POINTS

0

Inspector Comments: NOTE:
Replace the flickering light in the snack bar area.

Violation Description: Mechanical exhaust ventilation shall be provided to remove toxic gases, heat, grease, vapors, and smoke. All areas of a food facility shall have sufficient ventilation to facilitate proper food storage and provide a reasonable condition of comfort for each employee. Toilet rooms shall be vented to the outside air by a screened openable window, an air shaft, or a light-switch activated exhaust fan. Adequate lighting shall be provided in all areas to facilitate cleaning and inspection. Light fixtures in areas where open food is stored, served, prepared, and where utensils are washed shall be of shatterproof construction or protected with light shields. (114149, 114149.1, 114149.2, 114149.3, 114252, 114252.1)

45. FLOORS, WALLS, CEILING: GOOD REPAIR / FULLY ENCLOSED

POINTS

1

Inspector Comments: 1) Repair the following:

- The cove base by the hand wash sink next to the dry storage
- The cove base by the walk-in freezer
- The missing floor tiles at the dish washer room
- The broken cove base throughout the main kitchen
- The broken cove base throughout the bar area

2) RegROUT the following:

- The cove bases inside the of office where employee clocks in and out
- The cove base throughout the main kitchen
- The cove base throughout the bar area

3) Observed an opening in the ceiling panel at the dishwasher room. Seal the opening in an approved manner.

Violation Description: The floors, walls, ceilings finishes must be of an approved material, durable, smooth, nonabsorbent, and easily cleanable. Food facilities shall be fully enclosed. (114143 (d), 114257, 114266, 114268, 114271, 114272)

Overall Inspection Comments

A re-inspection was conducted due to a prior downgrade of "B." Facility has now passed the inspection and "A" grade posted with "B" placard taken down. Future downgrades within the year will result in hearings or permit suspension/revocation.

Did you know that effective January 1, 2018, the California Health and Safety Code was amended to make it easier for food facilities to donate food? Please consider donating your excess food product to a local food bank, pantry, or soup kitchen. As a good faith food donor, you are protected from civil and criminal liability if the food product later causes harm to its recipient, unless the injury is a direct result of gross negligence or intentional misconduct in the preparation or handling of the donated food. See Section 171425 of the Civil Code and Sections 114432 to 114434 inclusive of the Health and Safety Code. For more information visit our website at www.rivcoeh.org.



County of Riverside
DEPARTMENT OF ENVIRONMENTAL HEALTH
www.rivcoeh.org

FOOD ESTABLISHMENT INSPECTION FORM

FACILITY NAME Desert Falls Country Club	DATE 6/29/2022	PERMIT # PR0005087
--	-------------------	-----------------------

Signature

Signature not captured due to
COVID 19 pandemic.

Carlos Nava
Person in Charge
06/29/2022

Brigette Barradas
Environmental Health Specialist
06/29/2022

REASONS FOR IMMEDIATE CLOSURE OF A FOOD FACILITY

Per California Health and Safety Code Section 114409 (a):
 "If any imminent health hazard is found, unless the hazard is immediately corrected, an enforcement officer may temporarily suspend the permit and order the food facility immediately closed."


A food facility may be closed for any of the following reasons:

- Overflowing sewage (inside or outside the facility)
- No potable water
- No hot water
- No electricity
- Rodent or insect infestation
- Any other conditions at the facility that may create an imminent public health risk

In addition to the reasons above, Per California Health and Safety Code Section 114411:

"The enforcement agency may, after providing opportunity for a hearing, modify, suspend, or revoke a permit for serious or repeated violations of any requirement of this part or for interference in the performance of the duty of the enforcement officer."

No foil or cardboard on shelves!




PROPER FOOD STORAGE IN REFRIGERATORS AND FREEZERS

Ready-to-Eat Food

Cooked Food

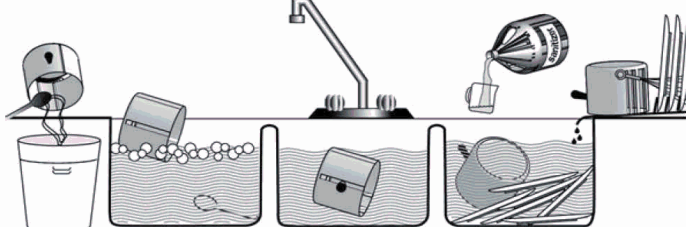
Raw Meat, Raw Eggs



Store cooked and ready-to-eat food above raw food to avoid cross-contamination.
 Keep all food covered to prevent contamination

MANUAL SANITIZING OF EQUIPMENT AND UTENSILS USING A THREE COMPARTMENT SINK

1. **SCRAPE**, clean, or soak items as necessary before washing.
2. **WASH** items in detergent and hot water of at least 100°F in the first sink.
3. **RINSE** items in clear water in the second sink.
4. **SANITIZE** by submerging each item in a sanitizing solution in the third sink. Use one of the following sanitizing methods:
 - 100ppm of a chlorine based sanitizer for a minimum of 30 seconds in the solution
 - 200ppm of a quaternary ammonium based sanitizer for a minimum of 60 seconds in the solution
 - 25ppm of an iodine based sanitizer for a minimum of 60 seconds in the solution
 - Water at a temperature of 171°F for a minimum of 30 seconds in solution
5. **AIR DRY** all items on the drain board.



PROPER COOLING OF FOOD IN YOUR FACILITY

Potentially hazardous foods should always be rapidly cooled.

TIME IS THE KEY FACTOR IN PROPER COOLING

- Foods must cool from 135°F to 70°F in 2 hours or less
- Foods must cool from 70°F to 41°F in 4 hours or less

Use one of the following methods to cool food properly:

- Break large foods down into smaller portions and place in shallow pans no more than 4 inches deep. Metal pans cool better than glass or plastic pans.
- Add ice as an ingredient to replace water used in the recipe.
- Place foods within an ice bath and frequently stir the foods to speed the cooling process.
- Loosely cover foods so that heat and steam can escape during cooling.
- Arrange containers within a refrigeration unit so that air can flow properly around containers.
- Use special equipment like chill paddles or blast chillers to rapidly bring down food temperature.

Use an accurate thermometer to verify the food is being cooled within proper timeframes.

PROPER FOOD THAWING METHODS



1. Under refrigeration
2. In a microwave oven on "defrost"
3. Submerged under cold running water in an approved preparation sink for no longer than 2 hours
4. As part of the cooking process



INTERNAL COOKING TEMPERATURES

Use a probe thermometer to take internal cooking temperatures

135°F for 15 seconds	145°F for 15 seconds	145°F for 15 seconds	145°F for 15 seconds	155°F for 15 seconds	155°F for 15 seconds	165°F for 15 seconds	165°F for 15 seconds

Food temperature cannot be felt - use your probe thermometer!



FOR QUESTIONS OR COMMENTS CONTACT YOUR LOCAL AREA OFFICE

BLYTE
 260 N Broadway
 Blythe, CA 92225
 Phone 760-921-5090
 Fax 760-921-5085

CORONA
 2275 S Main St #204
 Corona, CA 92882
 Phone 951-273-9140
 Fax 951-520-8319

HEMET
 800 S Sanderson Ave #200
 Hemet, CA 92545
 Phone 951-766-2824
 Fax 951-766-7874

INDIO
 47-950 Arabia St #A
 Indio, CA 92201
 Phone 760-863-8287
 Fax 760-863-8303

MURRIETA
 30135 Technology Dr #250
 Murrieta, CA 92563
 Phone 951-461-0284
 Fax 951-461-0245

PALM SPRINGS
 554 S Paseo Dorotea
 Palm Springs, CA 92264
 Phone 760-320-1048
 Fax 760-320-1470

RIVERSIDE
 4065 County Circle Dr #104
 Riverside, CA 92503
 Phone 951-358-5172
 Fax 951-358-5017