



**County of Riverside**  
**DEPARTMENT OF ENVIRONMENTAL HEALTH**  
 www.rivcoeh.org

**FOOD ESTABLISHMENT INSPECTION FORM**

FACILITY NAME <b>Los Novillos Market</b>				DATE 9/4/2019	TIME IN 8:45 AM	TIME OUT 9:45 AM
ADDRESS 5405 Arlington Ave, Riverside, CA 92504				FACILITY DESCRIPTION Not Applicable		
PERMIT HOLDER Patricio Alvarado				EMAIL Not Specified		<b>Major Violations</b> 1 <b>Points Deducted</b> 17
PERMIT # PR0067797	EXPIRATION DATE 06/30/2020	SERVICE Routine inspection	REINSPECTION DATE Next Routine	FACILITY PHONE # (951)688-0607	PE 2619	
				INSPECTOR NAME Allison Hubbard		

The conditions listed below correspond to violations of the California Health and Safety Code and/or Riverside County Ordinances and must be corrected as indicated by the enforcement officer. The Department of Environmental Health appreciates your cooperation.

Failure to correct listed violation(s) prior to the designated compliance date may necessitate an additional reinspection at a charge determined by Riverside County Ordinance 640.

B  
**SCORE 83**

**Major / Minor Violations:** Major Violations are those that pose an imminent risk to public health and warrant immediate closure of the food facility or immediate correction. Minor Violations are those violations that do not pose an imminent public health risk, but do warrant correction.

GRADE REPRESENTS THE FOLLOWING RANGES: A = 100-90 Passed inspection / meets minimum health standards. B = 89-80 Did not pass inspection / does not meet minimum health standards. C = 79-0 Failed inspection / conditions exist which may pose a potential or actual threat to public health and safety. The facility is required to display a grade card in a conspicuous place selected by the Enforcement Officer. The grade card shall not be concealed and can only be removed or relocated by the Enforcement Officer per County Ordinance 492 / County Code Section 8.40.020

○ In = In compliance    
 + COS = Corrected on-site    
 ○ N/O = Not observed    
 ○ N/A = Not applicable    
 ○ OUT = Out of compliance

DEMONSTRATION OF KNOWLEDGE			COS	MAJ	OUT
In	N/A	1. Food safety certification SS, Anabella Rodriguez, 11/16/20			2
EMPLOYEE HEALTH AND HYGIENIC PRACTICES					
In		2. Communicable disease; reporting, restrictions and exclusions		4	
In	N/O	3. No persistent discharge from eyes, nose, and mouth			2
In	N/O	4. Proper eating, tasting, drinking or tobacco use			2
PREVENTING CONTAMINATION BY HANDS					
In	N/O	5. Hands clean and properly washed; gloves used properly		4	2
In		6. Adequate handwashing facilities supplied and accessible			2
TIME AND TEMPERATURE RELATIONSHIPS					
In	N/O	N/A		4	2
In	N/O	N/A		4	2
In	N/O	N/A	+	4	2
In	N/O	N/A		4	2
In	N/O	N/A		4	
PROTECTION FROM CONTAMINATION					
In	N/O	N/A			2
In		13. Food: unadulterated, no spoilage, no contamination		4	2
In	N/O	N/A		4	2

FOOD FROM APPROVED SOURCES			COS	MAJ	OUT
In		15. Food obtained from approved sources		4	2
In	N/O	N/A			2
In	N/O	N/A			2
CONFORMANCE WITH APPROVED PROCEDURES					
In		18. Compliance with variance, specialized process, and HACCP plan			2
CONSUMER ADVISORY					
In		19. Written disclosure and reminder statements provided for raw or undercooked foods			1
SCHOOL AND HEALTHCARE PROHIBITED FOODS					
In		20. Licensed health care facilities / public and private schools; prohibited foods not offered		4	2
WATER / HOT WATER					
In		21. Hot and cold water available		4	2
Water Temperature 122F at prep sink°F					
LIQUID WASTE DISPOSAL					
In		22. Sewage and wastewater properly disposed		4	2
VERMIN					
In		23. No rodents, insects, birds, or animals		4	2
In	N/A	24. Vermin proofing, air curtains, self-closing doors			1

SUPERVISION / PERSONAL CLEANLINESS	OUT
25. Person in charge present and performs duties, demonstration of knowledge	2
26. Personal cleanliness and hair restraints	1
GENERAL FOOD SAFETY REQUIREMENTS	
27. Approved thawing methods, frozen food storage	1
28. Food separated and protected from contamination	2
29. Washing fruits and vegetables	1
30. Toxic substances properly identified, stored, used	1
FOOD STORAGE / DISPLAY / SERVICE	
31. Adequate food storage; food storage containers identified	1
32. Consumer self-service	1
33. Food properly labeled; honestly presented; menu labeling	1

EQUIPMENT / UTENSILS / LINENS	OUT
34. Utensils and equipment approved, good repair	1
35. Warewashing: installed, maintained, proper use, test materials	1
36. Equipment / utensils: installed, clean, adequate capacity	1
37. Equipment, utensils, and linens: storage and use	1
38. Adequate ventilation and lighting; designated areas, use	1
39. Thermometers provided and accurate	1
40. Wiping cloths: properly used and stored	1
PHYSICAL FACILITIES	
41. Plumbing: properly installed, good repair	1
42. Refuse properly disposed; facilities maintained	1
43. Toilet facilities: properly constructed, supplied, cleaned	1
44. Premises; personal item storage and cleaning item storage	1

PERMANENT FOOD FACILITIES	OUT
45. Floors, walls, ceilings: good repair / fully enclosed	1
46. Floors, walls, and ceilings: clean	1
47. No unapproved private homes / living or sleeping quarters	1
SIGNS / REQUIREMENTS	
48. Last inspection report available	
49. Food Handler certifications available, current, and complete	1
50. Grade card and signs posted, visible	
COMPLIANCE AND ENFORCEMENT	
51. Plans approved / submitted	
52. Permit available / current	
53. Permit suspended / revoked	
54. Voluntary condemnation	
55. Impound	



**FOOD ESTABLISHMENT INSPECTION FORM**

FACILITY NAME <b>Los Novillos Market</b>	DATE <b>9/4/2019</b>	PERMIT # <b>PR0067797</b>
---	-------------------------	------------------------------

**5. HANDS CLEAN & PROPERLY WASHED; GLOVES USED PROPERLY**

**POINTS**

**2**

**Inspector Comments:** Observed employees switching gloves without washing their hands. Employees are to properly wash hands when gloves are changed.

**Violation Description:** Employees hands and exposed arms shall be kept clean, with fingernails properly trimmed. Employees are required to properly wash their hands: before handling food, equipment, or utensils; as often as necessary during food preparation, to remove soil and contamination; when switching from working with raw to ready-to-eat food; before putting on gloves and working with food; after touching body parts; after using toilet room; or any time when contamination may occur. Employees shall minimize bare hand and arm contact with non-prepackaged food that is in ready-to-eat form. Whenever gloves are worn, they shall be changed or replaced as often as handwashing is required. Approved hand sanitizer can be used in addition to proper handwashing. (113952, 113953.3, 113953.4, 113961, 113968, 113973)

**9. PROPER COOLING METHODS**

**⚠ CRITICAL ⚠**

**POINTS**

**4**

**Inspector Comments:** Measured the internal temperature of a container greater than 4 inches of refried beans in the walk-in cooler at 66F. Operator stated they were cooked 2 hours ago and was instructed on how to properly place them and cool them. Measured the internal temperature of cooked black beans in a container greater than four inches at 70F. Operator stated the black beans were cooked yesterday and she voluntarily discarded them. Ensure proper cooling methods are utilized at all times. Utilize shallow, metal pans without the lids while cooling.

**Violation Description:** All potentially hazardous food shall be rapidly cooled from 135°F to 70°F within 2 hours, and then from 70°F to 41°F, within 4 hours. Cooling shall be by one or more of the following methods: in shallow containers; separating food into smaller portions; adding ice as an ingredient; using an ice bath, stirring frequently; using rapid cooling equipment; or, using containers that facilitate heat transfer. (114002, 114002.1)

**27. APPROVED THAWING METHODS USED, FROZEN FOOD STORAGE**

**POINTS**

**1**

**Inspector Comments:** Observed a container of packaged frozen fruits sitting in standing water inside the 3 compartment sink with dishes inside. Operator was educated on how to properly thaw. Ensure foods are thawed properly at all times and never in the 3 compartment sink.

**Violation Description:** Food shall be thawed in an approved manner: under refrigeration, completely submerged under cool running water of sufficient velocity to flush loose particles, in microwave oven, during the cooking process. (114018, 114020)

**28. FOOD SEPARATED AND PROTECTED FROM CONTAMINATION**

**POINTS**

**2**

**Inspector Comments:** Observed plastic condiment cups used in seasonings and other bulk foods. Ensure only approved scoops with handles are used and stored to where the handles do not touch the food.

**Violation Description:** All food shall be separated and protected from contamination. (113984, 113986, 114060, 114067(a, d, e), 114069(a, d), 114073, 114077, 114089.1(c), 114143(c))

**31. ADEQUATE FOOD STORAGE; FOOD STORAGE CONTAINERS IDENTIFIED**

**POINTS**

**1**

**Inspector Comments:** Observed boxes of oil stored directly on the ground. Ensure foods are always stored at least 6" off the ground.

**Violation Description:** Food shall be stored in approved containers and labeled as to contents. Food shall be stored at least 6" above the floor on approved shelving. (114047, 114049, 114051, 114053, 114055, 114067(h), 114069(b))

**36. EQUIPMENT / UTENSILS PROPERLY INSTALLED, CLEAN; ADEQUATE CAPACITY**

**POINTS**

**1**

**Inspector Comments:** Maintain and clean the following:

- The shelves underneath the steam table
- Floor underneath the flat grill
- Inside the hood and hood filters

**Violation Description:** All utensils and equipment shall be clean and installed in an approved manner. Equipment type and quantity shall be adequate for the operation. (114115, 114130.3, 114139, 114153, 114163, 114165, 114167, 114169, 114175, 114180, 114182, 114257)



County of Riverside  
DEPARTMENT OF ENVIRONMENTAL HEALTH  
www.rivcoeh.org

FOOD ESTABLISHMENT INSPECTION FORM

FACILITY NAME Los Novillos Market	DATE 9/4/2019	PERMIT # PR0067797
--------------------------------------	------------------	-----------------------

**38. ADEQUATE VENTILATION & LIGHTING: DESIGNATED AREAS; USE**

POINTS  
**1**

**Inspector Comments:** Observed the hood over the flat grill not functioning causing the smoke to billow out and be sucked out through the neighboring hood. Ensure the exhaust system is repaired, balanced with the return air, and is working properly in an approved manner within one week or the unit will be impounded.

Observed three lights inside the hood not functioning. Ensure the lights are repaired in an approved manner.

**Violation Description:** Mechanical exhaust ventilation shall be provided to remove toxic gases, heat, grease, vapors, and smoke. All areas of a food facility shall have sufficient ventilation to facilitate proper food storage and provide a reasonable condition of comfort for each employee. Toilet rooms shall be vented to the outside air by a screened openable window, an air shaft, or a light-switch activated exhaust fan. Adequate lighting shall be provided in all areas to facilitate cleaning and inspection. Light fixtures in areas where open food is stored, served, prepared, and where utensils are washed shall be of shatterproof construction or protected with light shields. (114149, 114149.1, 114149.2, 114149.3, 114252, 114252.1)

**39. THERMOMETERS PROVIDED AND ACCURATE**

POINTS  
**1**

**Inspector Comments:** Facility could only provide a thermometer for oil starting at a minimum of 200F. An accurate, metal probe thermometer suitable for measuring the internal temperature of food shall be readily available.

**Violation Description:** An accurate, easily readable metal probe thermometer suitable for measuring temperature of food shall be available. A thermometer shall be provided for each refrigeration unit. (114157, 114159)

**40. WIPING CLOTHS: PROPERLY USED AND STORED**

POINTS  
**1**

**Inspector Comments:** Observed soiled linens out on prep tables and underneath cutting boards. Ensure linens are properly used and stored. Discontinue using soiled linens underneath cutting boards and obtain non-slip mats.

**Violation Description:** Wiping cloths used to clean food spills shall be used only once, unless stored in an approved concentration of sanitizer solution and laundered daily. (114135, 114185.1, 114185.3(d-e))

**41. PLUMBING: PROPERLY INSTALLED, GOOD REPAIR**

POINTS  
**1**

**Inspector Comments:** Observed the hot and cold water at the three compartment sink not able to turn off. Ensure the knobs are repaired and that they are able to turn off and on at all times.

**Violation Description:** All plumbing shall be installed in compliance with local plumbing ordinances, shall be maintained so as to prevent any contamination, and shall be kept clean, fully operative, and in good repair. All food-related equipment drain lines must discharge through an approved indirect connection. Any hose used for conveying potable water shall be made from approved material and used for no other purpose. (114171, 114189.1, 114190, 114192(b,c), 114193, 114193.1, 114199, 114201, 114269)

**44. PREMISES; PERSONAL ITEM STORAGE AND CLEANING ITEM STORAGE**

POINTS  
**1**

**Inspector Comments:** Observed personal drinks, keys, purses, coffee, etc. on shelves, counters, and cooking areas throughout the kitchen. Ensure personal items are stored away from kitchen related items.

**Violation Description:** Lockers or another approved area for personal belongings shall be provided. The premises of each food facility shall be kept clean and free of litter and items that are unnecessary to the operation or maintenance of the facility. At least one janitorial sink with hot and cold running water shall be provided. Cleaning supplies and equipment shall be stored separate from food and food-related areas. Mops shall be stored in such a way that allows air-drying. (114123, 114256, 114256.1, 114256.2, 114256.4, 114257.1, 114279, 114281, 114282)

**45. FLOORS, WALLS, CEILING: GOOD REPAIR / FULLY ENCLOSED**

POINTS  
**1**

**Inspector Comments:** Observed cracked floor tiles underneath the steam table. Ensure the tiles are repaired in an approved manner.

**Violation Description:** The floors, walls, ceilings finishes must be of an approved material, durable, smooth, nonabsorbent, and easily cleanable. Food facilities shall be fully enclosed. (114143 (d), 114257, 114266, 114268, 114271, 114272)



County of Riverside  
DEPARTMENT OF ENVIRONMENTAL HEALTH  
www.rivcoeh.org

FOOD ESTABLISHMENT INSPECTION FORM

FACILITY NAME Los Novillos Market	DATE 9/4/2019	PERMIT # PR0067797
--------------------------------------	------------------	-----------------------

**Overall Inspection Comments**

This inspection was conducted with S. Miller.

At this time this facility has failed to meet the minimum requirements of the CA Health & Safety Code (83=B). A reinspection will be set for one week 9/11/19. Ensure violations listed on this report are corrected by this date in order to be re-scored. "A" card removed and "B" card posted. "B" card must remain posted until removed by an employee of this department (do not move, remove, or block placards to avoid penalty). If you have questions contact Allison Hubbard at 951-358-5172.

**Did you know** that effective January 1, 2018, the California Health and Safety Code was amended to make it easier for food facilities to donate food? Please consider donating your excess food product to a local food bank, pantry, or soup kitchen. As a good faith food donor, you are protected from civil and criminal liability if the food product later causes harm to its recipient, unless the injury is a direct result of gross negligence or intentional misconduct in the preparation or handling of the donated food. See Section 171425 of the Civil Code and Sections 114432 to 114434 inclusive of the Health and Safety Code. For more information visit our website at [www.rivcoeh.org](http://www.rivcoeh.org).

**Signature**

Irma Ortiz  
Person in Charge  
09/04/2019

Allison Hubbard  
Environmental Health Specialist  
09/04/2019

## REASONS FOR IMMEDIATE CLOSURE OF A FOOD FACILITY

Per California Health and Safety Code Section 114409 (a):  
 "If any imminent health hazard is found, unless the hazard is immediately corrected, an enforcement officer may temporarily suspend the permit and order the food facility immediately closed."

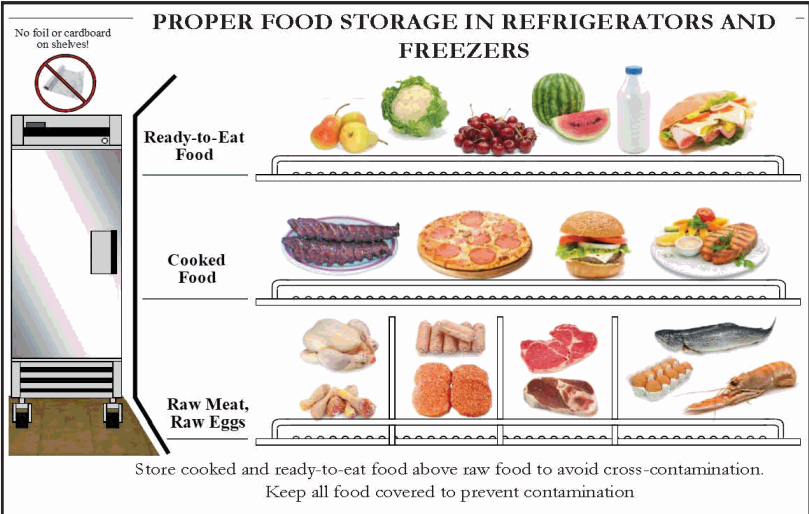
A food facility may be closed for any of the following reasons:

- Overflowing sewage (inside or outside the facility)
- No potable water
- No hot water
- No electricity
- Rodent or insect infestation
- Any other conditions at the facility that may create an imminent public health risk

In addition to the reasons above, Per California Health and Safety Code Section 114411:

"The enforcement agency may, after providing opportunity for a hearing, modify, suspend, or revoke a permit for serious or repeated violations of any requirement of this part or for interference in the performance of the duty of the enforcement officer."

### PROPER FOOD STORAGE IN REFRIGERATORS AND FREEZERS



No foil or cardboard on shelves!

Ready-to-Eat Food

Cooked Food

Raw Meat, Raw Eggs

Store cooked and ready-to-eat food above raw food to avoid cross-contamination. Keep all food covered to prevent contamination.

## MANUAL SANITIZING OF EQUIPMENT AND UTENSILS USING A THREE COMPARTMENT SINK

1. **SCRAPE**, clean, or soak items as necessary before washing.
2. **WASH** items in detergent and hot water of at least 100°F in the first sink.
3. **RINSE** items in clear water in the second sink.
4. **SANITIZE** by submerging each item in a sanitizing solution in the third sink. Use one of the following sanitizing methods:
  - 100ppm of a chlorine based sanitizer for a minimum of 30 seconds in the solution
  - 200ppm of a quaternary ammonium based sanitizer for a minimum of 60 seconds in the solution
  - 25ppm of an iodine based sanitizer for a minimum of 60 seconds in the solution
  - Water at a temperature of 171°F for a minimum of 30 seconds in solution
5. **AIR DRY** all items on the drain board.



## PROPER COOLING OF FOOD IN YOUR FACILITY

Potentially hazardous foods should always be rapidly cooled.

### TIME IS THE KEY FACTOR IN PROPER COOLING

- Foods must cool from 135°F to 70°F in 2 hours or less
- Foods must cool from 70°F to 41°F in 4 hours or less

Use one of the following methods to cool food properly:

- Break large foods down into smaller portions and place in shallow pans no more than 4 inches deep. Metal pans cool better than glass or plastic pans.
- Add ice as an ingredient to replace water used in the recipe.
- Place foods within an ice bath and frequently stir the foods to speed the cooling process.
- Loosely cover foods so that heat and steam can escape during cooling.
- Arrange containers within a refrigeration unit so that air can flow properly around containers.
- Use special equipment like chill paddles or blast chillers to rapidly bring down food temperature.









Use an accurate thermometer to verify the food is being cooled within proper timeframes.

## PROPER FOOD THAWING METHODS

1. Under refrigeration
2. In a microwave oven on "defrost"
3. Submerged under cold running water in an approved preparation sink for no longer than 2 hours
4. As part of the cooking process

## INTERNAL COOKING TEMPERATURES

Use a probe thermometer to take internal cooking temperatures

							
<b>135°F</b> for 15 seconds	<b>145°F</b> for 15 seconds	<b>145°F</b> for 15 seconds	<b>145°F</b> for 15 seconds	<b>155°F</b> for 15 seconds	<b>155°F</b> for 15 seconds	<b>165°F</b> for 15 seconds	<b>165°F</b> for 15 seconds

Food temperature cannot be felt - use your probe thermometer!



**8**

MILK

EGGS

FISH

SHELLFISH

WHEAT

SOYBEANS

PEANUTS

TREE NUTS

**FOOD ALLERGENS**

**THE MAJOR**

## FOR QUESTIONS OR COMMENTS CONTACT YOUR LOCAL AREA OFFICE

<b>BLYTE</b> 260 N Broadway Blythe, CA 92225 Phone 760-921-5090 Fax 760-921-5085	<b>CORONA</b> 2275 S Main St #204 Corona, CA 92882 Phone 951-273-9140 Fax 951-520-8319	<b>HEMET</b> 800 S Sanderson Ave #200 Hemet, CA 92545 Phone 951-766-2824 Fax 951-766-7874	<b>INDIO</b> 47-950 Arabia St #A Indio, CA 92201 Phone 760-863-8287 Fax 760-863-8303	<b>MURRIETA</b> 30135 Technology Dr #250 Murrieta, CA 92563 Phone 951-461-0284 Fax 951-461-0245	<b>PALM SPRINGS</b> 554 S Paseo Dorotea Palm Springs, CA 92264 Phone 760-320-1048 Fax 760-320-1470	<b>RIVERSIDE</b> 4065 County Circle Dr #104 Riverside, CA 92503 Phone 951-358-5172 Fax 951-358-5017
--	--	---	--	---	--	---