



**County of Riverside**  
**DEPARTMENT OF ENVIRONMENTAL HEALTH**  
 www.rivcoeh.org

**FOOD ESTABLISHMENT INSPECTION FORM**

FACILITY NAME <b>Metro Noodle</b>				DATE 8/9/2019	TIME IN 9:45 AM	TIME OUT 11:00 AM
ADDRESS 635 N Main St #B-1A, Corona, CA 92880				FACILITY DESCRIPTION Not Applicable		
PERMIT HOLDER Andy & Kimmy Bui				EMAIL andybui1188@yahoo.com		Major Violations 0
PERMIT # PR0003192	EXPIRATION DATE 06/30/2020	SERVICE Routine inspection	REINSPECTION DATE Next Routine	FACILITY PHONE # (951)427-3422	PE 3620	DISTRICT 0054
					INSPECTOR NAME Roshanak Wood	Points Deducted 7

The conditions listed below correspond to violations of the California Health and Safety Code and/or Riverside County Ordinances and must be corrected as indicated by the enforcement officer. The Department of Environmental Health appreciates your cooperation.

Failure to correct listed violation(s) prior to the designated compliance date may necessitate an additional reinspection at a charge determined by Riverside County Ordinance 640.



**Major / Minor Violations:** Major Violations are those that pose an imminent risk to public health and warrant immediate closure of the food facility or immediate correction. Minor Violations are those violations that do not pose an imminent public health risk, but do warrant correction.

GRADE REPRESENTS THE FOLLOWING RANGES: A = 100-90 Passed inspection / meets minimum health standards. B = 89-80 Did not pass inspection / does not meet minimum health standards. C = 79-0 Failed inspection / conditions exist which may pose a potential or actual threat to public health and safety. The facility is required to display a grade card in a conspicuous place selected by the Enforcement Officer. The grade card shall not be concealed and can only be removed or relocated by the Enforcement Officer per County Ordinance 492 / County Code Section 8.40.020

○ In = In compliance     + COS = Corrected on-site     ○ N/O = Not observed     ○ N/A = Not applicable     ○ OUT = Out of compliance

DEMONSTRATION OF KNOWLEDGE			COS	MAJ	OUT
In	N/A	1. Food safety certification Justin Thinh Bui (NRFSP) 9/10/23			2
EMPLOYEE HEALTH AND HYGIENIC PRACTICES					
In		2. Communicable disease; reporting, restrictions and exclusions		4	
In	N/O	3. No persistent discharge from eyes, nose, and mouth			2
In	N/O	4. Proper eating, tasting, drinking or tobacco use			2
PREVENTING CONTAMINATION BY HANDS					
In	N/O	5. Hands clean and properly washed; gloves used properly		4	2
In		6. Adequate handwashing facilities supplied and accessible			2
TIME AND TEMPERATURE RELATIONSHIPS					
In	N/O	N/A		4	2
In	N/O	N/A		4	2
In	N/O	N/A		4	2
In	N/O	N/A		4	2
In	N/O	N/A		4	2
PROTECTION FROM CONTAMINATION					
In	N/O	N/A			2
In		13. Food: unadulterated, no spoilage, no contamination		4	2
In	N/O	N/A		4	2

FOOD FROM APPROVED SOURCES			COS	MAJ	OUT
In		15. Food obtained from approved sources		4	2
In	N/O	N/A			2
In	N/O	N/A			2
CONFORMANCE WITH APPROVED PROCEDURES					
In		N/A			2
CONSUMER ADVISORY					
In		N/A			1
SCHOOL AND HEALTHCARE PROHIBITED FOODS					
In		N/A		4	2
WATER / HOT WATER					
In		21. Hot and cold water available Water Temperature >120°F		4	2
LIQUID WASTE DISPOSAL					
In		22. Sewage and wastewater properly disposed		4	2
VERMIN					
In		23. No rodents, insects, birds, or animals		4	2
In	N/A	24. Vermin proofing, air curtains, self-closing doors			1

SUPERVISION / PERSONAL CLEANLINESS	OUT
25. Person in charge present and performs duties, demonstration of knowledge	2
26. Personal cleanliness and hair restraints	1
GENERAL FOOD SAFETY REQUIREMENTS	
27. Approved thawing methods, frozen food storage	1
28. Food separated and protected from contamination	2
29. Washing fruits and vegetables	1
30. Toxic substances properly identified, stored, used	1
FOOD STORAGE / DISPLAY / SERVICE	
31. Adequate food storage; food storage containers identified	1
32. Consumer self-service	1
33. Food properly labeled; honestly presented; menu labeling	1

EQUIPMENT / UTENSILS / LINENS	OUT
34. Utensils and equipment approved, good repair	1
35. Warewashing: installed, maintained, proper use, test materials	1
36. Equipment / utensils: installed, clean, adequate capacity	1
37. Equipment, utensils, and linens: storage and use	1
38. Adequate ventilation and lighting; designated areas, use	1
39. Thermometers provided and accurate	1
40. Wiping cloths: properly used and stored	1
PHYSICAL FACILITIES	
41. Plumbing: properly installed, good repair	1
42. Refuse properly disposed; facilities maintained	1
43. Toilet facilities: properly constructed, supplied, cleaned	1
44. Premises; personal item storage and cleaning item storage	1

PERMANENT FOOD FACILITIES	OUT
45. Floors, walls, ceilings: good repair / fully enclosed	1
46. Floors, walls, and ceilings: clean	1
47. No unapproved private homes / living or sleeping quarters	1
SIGNS / REQUIREMENTS	
48. Last inspection report available	
49. Food Handler certifications available, current, and complete	1
50. Grade card and signs posted, visible	
COMPLIANCE AND ENFORCEMENT	
51. Plans approved / submitted	
52. Permit available / current	
53. Permit suspended / revoked	
54. Voluntary condemnation	
55. Impound	



**FOOD ESTABLISHMENT INSPECTION FORM**

FACILITY NAME <b>Metro Noodle</b>	DATE <b>8/9/2019</b>	PERMIT # <b>PR0003192</b>
--------------------------------------	-------------------------	------------------------------

**23. NO RODENTS, INSECTS, BIRDS, OR ANIMALS**

**POINTS**  
**2**

**Inspector Comments:** Eliminate all signs of dead roaches through approved methods observed at the facility under tall reach in freezer, and at the front in the counter under register.

**Violation Description:** Each food facility shall be kept free of vermin. Only approved animals, such as service animals or decorative fish in aquariums, are permitted inside a food facility. (114259.1, 114259.4, 114259.5)

**24. VERMIN PROOFING, AIR CURTAINS, SELF-CLOSING DOORS**

**POINTS**  
**1**

**Inspector Comments:** Ensure facility is properly vermin proofed and approved vermin proofing methods are met. a) provide functional self closure device at both bathroom doors, b) eliminate gap at the top of the back screen door, and in between front double doors where light is coming through, to prevent vermin harborage c) remove unapproved flyswatter stored under counter in the front as well as non commercial roach sprays stored inside bathroom as these are not approved vermin proofing method.

**Violation Description:** Each food facility shall be constructed, equipped, maintained, and operated to prevent the entrance and harborage of animals, including birds and vermin. (114259, 114259.2, 114259.3)

**28. FOOD SEPARATED AND PROTECTED FROM CONTAMINATION**

**POINTS**  
**2**

**Inspector Comments:** All food shall be stored, prepared, displayed or held so that it is protected from contamination. a) discontinue using black trash bags to cover inserts inside cold table, provide proper covers, b) discontinue using grocery bags to store food inside coolers, only use food grade bags for this purpose, c) cover food stored inside freezer or coolers to prevent contamination, d) discontinue leaving food inside open bulk bags, transfer into a ziplock or food grade container, f) discontinue storing any beverage container inside ice in the ice machine as ice is food and this will contaminate the ice.

**Violation Description:** All food shall be separated and protected from contamination. (113984, 113986, 114060, 114067(a, d, e), 114069(a, d), 114073, 114077, 114089.1(c), 114143(c))

**30. TOXIC SUBSTANCES PROPERLY IDENTIFIED, STORED, USED**

**POINTS**  
**0**

**Inspector Comments:** Note: Provide proper labeling and storage for all chemicals. Observed no labels on degreaser bottle stored on floors along with another concentrated chemical cleaner on shelf where single use utensil were stored. Both items were moved to a locations where other chemicals are stored with proper label.

**Violation Description:** All poisonous substances, detergents, bleaches, and cleaning compounds shall be stored in an approved manner which prevents contamination of food or food-contact surfaces. All poisonous or toxic substances shall be properly labeled. (114254, 114254.1, 114254.2)

**36. EQUIPMENT / UTENSILS PROPERLY INSTALLED, CLEAN;ADEQUATE CAPACITY**

**POINTS**  
**1**

**Inspector Comments:** Maintain and clean: FRP by the handwashing station and behind ice machine, floors in the back under tall reach in coolers and freezers, inside small dry storage room, roll in carts, fans on ice machine, counters at the front behind fabric curtain.

**Violation Description:** All utensils and equipment shall be clean and installed in an approved manner. Equipment type and quantity shall be adequate for the operation.(114115, 114130.3, 114139, 114153, 114163, 114165, 114167, 114169, 114175, 114180, 114182, 114257)

**44. PREMISES; PERSONAL ITEM STORAGE AND CLEANING ITEM STORAGE**

**POINTS**  
**1**

**Inspector Comments:** Discontinue storing several employee items such as cell phones, food , beverages in multiple locations throughout designed for customer food storage. Only store in employee designated area as directed.

**Violation Description:** Lockers or another approved area for personal belongings shall be provided. The premises of each food facility shall be kept clean and free of litter and items that are unnecessary to the operation or maintenance of the facility. At least one janitorial sink with hot and cold running water shall be provided. Cleaning supplies and equipment shall be stored separate from food and food-related areas. Mops shall be stored in such a way that allows air-drying. (114123, 114256, 114256.1, 114256.2, 114256.4, 114257.1, 114279, 114281, 114282)



County of Riverside  
DEPARTMENT OF ENVIRONMENTAL HEALTH  
www.rivcoeh.org

FOOD ESTABLISHMENT INSPECTION FORM

FACILITY NAME Metro Noodle	DATE 8/9/2019	PERMIT # PR0003192
-------------------------------	------------------	-----------------------

**Overall Inspection Comments**

Facility is now reopened after a voluntarily closure, Closed sign removed and "A" placard posted.  
andybui1188@yahoo.com

**Did you know** that effective January 1, 2018, the California Health and Safety Code was amended to make it easier for food facilities to donate food? Please consider donating your excess food product to a local food bank, pantry, or soup kitchen. As a good faith food donor, you are protected from civil and criminal liability if the food product later causes harm to its recipient, unless the injury is a direct result of gross negligence or intentional misconduct in the preparation or handling of the donated food. See Section 171425 of the Civil Code and Sections 114432 to 114434 inclusive of the Health and Safety Code. For more information visit our website at [www.rivcoeh.org](http://www.rivcoeh.org).

**Signature**

Andy Bui  
Person in Charge  
08/09/2019

Roshanak Wood  
Environmental Health Specialist  
08/09/2019

## REASONS FOR IMMEDIATE CLOSURE OF A FOOD FACILITY

Per California Health and Safety Code Section 114409 (a):  
 "If any imminent health hazard is found, unless the hazard is immediately corrected, an enforcement officer may temporarily suspend the permit and order the food facility immediately closed."

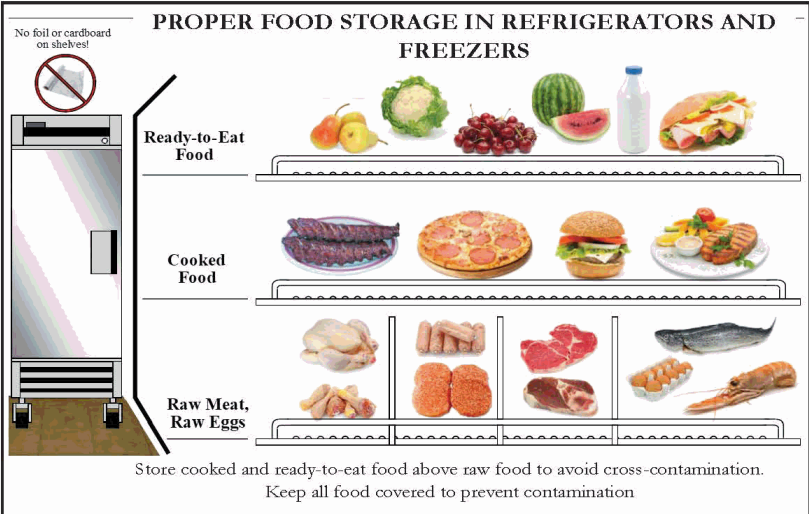
A food facility may be closed for any of the following reasons:

- Overflowing sewage (inside or outside the facility)
- No potable water
- No hot water
- No electricity
- Rodent or insect infestation
- Any other conditions at the facility that may create an imminent public health risk

In addition to the reasons above, Per California Health and Safety Code Section 114411:

"The enforcement agency may, after providing opportunity for a hearing, modify, suspend, or revoke a permit for serious or repeated violations of any requirement of this part or for interference in the performance of the duty of the enforcement officer."

### PROPER FOOD STORAGE IN REFRIGERATORS AND FREEZERS



No foil or cardboard on shelves!

Ready-to-Eat Food

Cooked Food

Raw Meat, Raw Eggs

Store cooked and ready-to-eat food above raw food to avoid cross-contamination. Keep all food covered to prevent contamination.

## MANUAL SANITIZING OF EQUIPMENT AND UTENSILS USING A THREE COMPARTMENT SINK

1. **SCRAPE**, clean, or soak items as necessary before washing.
2. **WASH** items in detergent and hot water of at least 100°F in the first sink.
3. **RINSE** items in clear water in the second sink.
4. **SANITIZE** by submerging each item in a sanitizing solution in the third sink. Use one of the following sanitizing methods:
  - 100ppm of a chlorine based sanitizer for a minimum of 30 seconds in the solution
  - 200ppm of a quaternary ammonium based sanitizer for a minimum of 60 seconds in the solution
  - 25ppm of an iodine based sanitizer for a minimum of 60 seconds in the solution
  - Water at a temperature of 171°F for a minimum of 30 seconds in solution
5. **AIR DRY** all items on the drain board.



## PROPER COOLING OF FOOD IN YOUR FACILITY

Potentially hazardous foods should always be rapidly cooled.

### TIME IS THE KEY FACTOR IN PROPER COOLING

- Foods must cool from 135°F to 70°F in 2 hours or less
- Foods must cool from 70°F to 41°F in 4 hours or less

Use one of the following methods to cool food properly:

- Break large foods down into smaller portions and place in shallow pans no more than 4 inches deep. Metal pans cool better than glass or plastic pans.
- Add ice as an ingredient to replace water used in the recipe.
- Place foods within an ice bath and frequently stir the foods to speed the cooling process.
- Loosely cover foods so that heat and steam can escape during cooling.
- Arrange containers within a refrigeration unit so that air can flow properly around containers.
- Use special equipment like chill paddles or blast chillers to rapidly bring down food temperature.









Use an accurate thermometer to verify the food is being cooled within proper timeframes.

## PROPER FOOD THAWING METHODS

1. Under refrigeration
2. In a microwave oven on "defrost"
3. Submerged under cold running water in an approved preparation sink for no longer than 2 hours
4. As part of the cooking process

## INTERNAL COOKING TEMPERATURES

Use a probe thermometer to take internal cooking temperatures

							
<b>135°F</b> for 15 seconds	<b>145°F</b> for 15 seconds	<b>145°F</b> for 15 seconds	<b>145°F</b> for 15 seconds	<b>155°F</b> for 15 seconds	<b>155°F</b> for 15 seconds	<b>165°F</b> for 15 seconds	<b>165°F</b> for 15 seconds

Food temperature cannot be felt - use your probe thermometer!



**8**

MILK, EGGS, FISH, SHELLFISH, WHEAT, SOYBEANS, PEANUTS, TREE NUTS

**FOOD ALLERGENS**

**THE MAJOR**

## FOR QUESTIONS OR COMMENTS CONTACT YOUR LOCAL AREA OFFICE

<b>BLYTE</b> 260 N Broadway Blythe, CA 92225 Phone 760-921-5090 Fax 760-921-5085	<b>CORONA</b> 2275 S Main St #204 Corona, CA 92882 Phone 951-273-9140 Fax 951-520-8319	<b>HEMET</b> 800 S Sanderson Ave #200 Hemet, CA 92545 Phone 951-766-2824 Fax 951-766-7874	<b>INDIO</b> 47-950 Arabia St #A Indio, CA 92201 Phone 760-863-8287 Fax 760-863-8303	<b>MURRIETA</b> 30135 Technology Dr #250 Murrieta, CA 92563 Phone 951-461-0284 Fax 951-461-0245	<b>PALM SPRINGS</b> 554 S Paseo Dorotea Palm Springs, CA 92264 Phone 760-320-1048 Fax 760-320-1470	<b>RIVERSIDE</b> 4065 County Circle Dr #104 Riverside, CA 92503 Phone 951-358-5172 Fax 951-358-5017
--	--	---	--	---	--	---