



County of Riverside
DEPARTMENT OF ENVIRONMENTAL HEALTH
www.rivcoeh.org

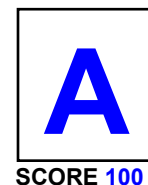
FOOD ESTABLISHMENT INSPECTION FORM

FACILITY NAME Avensole Winery - Restaurant/Market Place C					DATE 7/15/2019		TIME IN 11:00 AM		TIME OUT 12:00 PM		
ADDRESS 34567 Rancho California Rd, Temecula, CA 92591					FACILITY DESCRIPTION Not Applicable						
PERMIT HOLDER Lytton Vineyard & Winery					EMAIL lyndsay@avensolewinery.com					Major Violations 0	
PERMIT # PR0069588	EXPIRATION DATE 03/31/2020	SERVICE Follow-up inspection	REINSPECTION DATE Next Routine	FACILITY PHONE # (951)252-2003	PE 3621	DISTRICT 0041	INSPECTOR NAME Philip Sinclair		Points Deducted 0		

The conditions listed below correspond to violations of the California Health and Safety Code and/or Riverside County Ordinances and must be corrected as indicated by the enforcement officer. The Department of Environmental Health appreciates your cooperation.

Failure to correct listed violation(s) prior to the designated compliance date may necessitate an additional reinspection at a charge determined by Riverside County Ordinance 640.

Major / Minor Violations: Major Violations are those that pose an imminent risk to public health and warrant immediate closure of the food facility or immediate correction. Minor Violations are those violations that do not pose an imminent public health risk, but do warrant correction.
GRADE REPRESENTS THE FOLLOWING RANGES: A = 100-90 Passed inspection / meets minimum health standards. B = 89-80 Did not pass inspection / does not meet minimum health standards. C = 79-0 Failed inspection / conditions exist which may pose a potential or actual threat to public health and safety. The facility is required to display a grade card in a conspicuous place selected by the Enforcement Officer. The grade card shall not be concealed and can only be removed or relocated by the Enforcement Officer per County Ordinance 492 / County Code Section 8.40.020



☒ In = In compliance ☒ COS = Corrected on-site ☐ N/O = Not observed ☐ N/A = Not applicable ☐ OUT = Out of compliance

DEMONSTRATION OF KNOWLEDGE		COS	MAJ	OUT
<input checked="" type="radio"/> In	N/A	1. Food safety certification		2
Taylor Israelsen/ ServSafe/ 2-9-2020				
EMPLOYEE HEALTH AND HYGIENIC PRACTICES				
<input checked="" type="radio"/> In		2. Communicable disease; reporting, restrictions and exclusions	4	
<input type="radio"/> In	<input type="radio"/> N/O	3. No persistent discharge from eyes, nose, and mouth		2
<input type="radio"/> In	<input type="radio"/> N/O	4. Proper eating, tasting, drinking or tobacco use		2
PREVENTING CONTAMINATION BY HANDS				
<input checked="" type="radio"/> In	N/O	5. Hands clean and properly washed; gloves used properly	4	2
<input checked="" type="radio"/> In		6. Adequate handwashing facilities supplied and accessible		2
TIME AND TEMPERATURE RELATIONSHIPS				
<input checked="" type="radio"/> In	N/O	7. Proper hot and cold holding temperatures	4	2
<input type="radio"/> In	N/O	8. Time as a public health control; procedures and records	4	2
<input type="radio"/> In	<input type="radio"/> N/O	9. Proper cooling methods	4	2
<input type="radio"/> In	<input type="radio"/> N/O	10. Proper cooking time and temperature	4	2
<input type="radio"/> In	<input type="radio"/> N/O	11. Proper reheating procedures for hot holding	4	
PROTECTION FROM CONTAMINATION				
<input type="radio"/> In	<input type="radio"/> N/O	12. Returned and re-service of food		2
<input checked="" type="radio"/> In		13. Food: unadulterated, no spoilage, no contamination	4	2
<input checked="" type="radio"/> In	N/O	14. Food contact surfaces: clean and sanitized	4	2
QA 200ppm; Auto DW 50ppm Cl; Bar 100ppm Cl / Knowledge				

FOOD FROM APPROVED SOURCES		COS	MAJ	OUT
<input checked="" type="radio"/> In		15. Food obtained from approved sources	4	2
<input checked="" type="radio"/> In	N/O	16. Compliance with shell stock tags, condition, display		2
<input type="radio"/> In	<input type="radio"/> N/O	17. Compliance with Gulf Oyster regulations		2
CONFORMANCE WITH APPROVED PROCEDURES				
<input type="radio"/> In	<input type="radio"/> N/A	18. Compliance with variance, specialized process, and HACCP plan		2
CONSUMER ADVISORY				
<input type="radio"/> In	<input type="radio"/> N/A	19. Written disclosure and reminder statements provided for raw or undercooked foods		1
SCHOOL AND HEALTHCARE PROHIBITED FOODS				
<input type="radio"/> In	<input type="radio"/> N/A	20. Licensed health care facilities / public and private schools; prohibited foods not offered	4	2
WATER / HOT WATER				
<input checked="" type="radio"/> In		21. Hot and cold water available	4	2
Water Temperature 147.8F at 3-compartment sink faucet*F				
LIQUID WASTE DISPOSAL				
<input checked="" type="radio"/> In		22. Sewage and wastewater properly disposed	4	2
VERMIN				
<input checked="" type="radio"/> In		23. No rodents, insects, birds, or animals	4	2
<input checked="" type="radio"/> In	N/A	24. Vermin proofing, air curtains, self-closing doors		1

SUPERVISION / PERSONAL CLEANLINESS	OUT
25. Person in charge present and performs duties, demonstration of knowledge	2
26. Personal cleanliness and hair restraints	1
GENERAL FOOD SAFETY REQUIREMENTS	
27. Approved thawing methods, frozen food storage	1
28. Food separated and protected from contamination	2
29. Washing fruits and vegetables	1
30. Toxic substances properly identified, stored, used	1
FOOD STORAGE / DISPLAY / SERVICE	
31. Adequate food storage; food storage containers identified	1
32. Consumer self-service	1
33. Food properly labeled; honestly presented; menu labeling	1

EQUIPMENT / UTENSILS / LINENS	OUT
34. Utensils and equipment approved, good repair	1
35. Warewashing: installed, maintained, proper use, test materials	1
36. Equipment / utensils: installed, clean, adequate capacity	1
37. Equipment, utensils, and linens: storage and use	1
38. Adequate ventilation and lighting; designated areas, use	1
39. Thermometers provided and accurate	1
40. Wiping cloths: properly used and stored	1
PHYSICAL FACILITIES	
41. Plumbing: properly installed, good repair	1
42. Refuse properly disposed; facilities maintained	1
43. Toilet facilities: properly constructed, supplied, cleaned	1
44. Premises; personal item storage and cleaning item storage	1

PERMANENT FOOD FACILITIES	OUT
45. Floors, walls, ceilings: good repair / fully enclosed	1
46. Floors, walls, and ceilings: clean	1
47. No unapproved private homes / living or sleeping quarters	1
SIGNS / REQUIREMENTS	
48. Last inspection report available	
49. Food Handler certifications available, current, and complete	1
50. Grade card and signs posted, visible	
COMPLIANCE AND ENFORCEMENT	
51. Plans approved / submitted	
52. Permit available / current	
53. Permit suspended / revoked	
54. Voluntary condemnation	
55. Impound	



County of Riverside
DEPARTMENT OF ENVIRONMENTAL HEALTH
www.rivcoeh.org

FOOD ESTABLISHMENT INSPECTION FORM

FACILITY NAME Avensole Winery - Restaurant/Market Place C	DATE 7/15/2019	PERMIT # PR0069588
--	-------------------	-----------------------

Overall Inspection Comments

Re-inspection conducted to verify all previous violations noted on 07/11/2019 inspection report have been corrected. At this time, facility has met the minimum requirements as set for the by the California Health and Safety Code (A=100). "B" card removed. "A" card posted.

Did you know that effective January 1, 2018, the California Health and Safety Code was amended to make it easier for food facilities to donate food? Please consider donating your excess food product to a local food bank, pantry, or soup kitchen. As a good faith food donor, you are protected from civil and criminal liability if the food product later causes harm to its recipient, unless the injury is a direct result of gross negligence or intentional misconduct in the preparation or handling of the donated food. See Section 171425 of the Civil Code and Sections 114432 to 114434 inclusive of the Health and Safety Code. For more information visit our website at www.rivcoeh.org.

Signature

Armando Cota
Person in Charge
07/15/2019

Philip Sinclair
Environmental Health Specialist
07/15/2019

REASONS FOR IMMEDIATE CLOSURE OF A FOOD FACILITY

Per California Health and Safety Code Section 114409 (a):

"If any imminent health hazard is found, unless the hazard is immediately corrected, an enforcement officer may temporarily suspend the permit and order the food facility immediately closed."

A food facility may be closed for any of the following reasons:

- Overflowing sewage (inside or outside the facility)
- No potable water
- No hot water
- No electricity
- Rodent or insect infestation
- Any other conditions at the facility that may create an imminent public health risk

In addition to the reasons above, Per California Health and Safety Code Section 114411:

"The enforcement agency may, after providing opportunity for a hearing, modify, suspend, or revoke a permit for serious or repeated violations of any requirement of this part or for interference in the performance of the duty of the enforcement officer."

No foil or cardboard on shelves!



PROPER FOOD STORAGE IN REFRIGERATORS AND FREEZERS

Ready-to-Eat Food

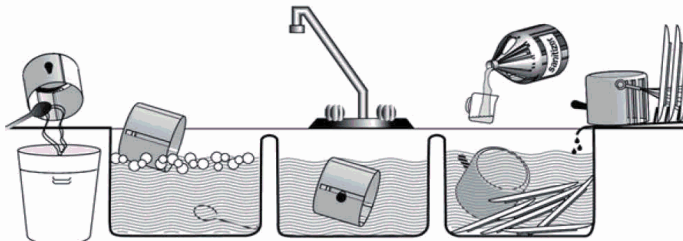
Cooked Food

Raw Meat, Raw Eggs

Store cooked and ready-to-eat food above raw food to avoid cross-contamination. Keep all food covered to prevent contamination.

MANUAL SANITIZING OF EQUIPMENT AND UTENSILS USING A THREE COMPARTMENT SINK

1. **SCRAPE**, clean, or soak items as necessary before washing.
2. **WASH** items in detergent and hot water of at least 100°F in the first sink.
3. **RINSE** items in clear water in the second sink.
4. **SANITIZE** by submerging each item in a sanitizing solution in the third sink. Use one of the following sanitizing methods:
 - 100ppm of a chlorine based sanitizer for a minimum of 30 seconds in the solution
 - 200ppm of a quaternary ammonium based sanitizer for a minimum of 60 seconds in the solution
 - 25ppm of an iodine based sanitizer for a minimum of 60 seconds in the solution
 - Water at a temperature of 171°F for a minimum of 30 seconds in solution
5. **AIR DRY** all items on the drain board.



PROPER COOLING OF FOOD IN YOUR FACILITY

Potentially hazardous foods should always be rapidly cooled.

TIME IS THE KEY FACTOR IN PROPER COOLING

- Foods must cool from 135°F to 70°F in 2 hours or less
- Foods must cool from 70°F to 41°F in 4 hours or less

Use one of the following methods to cool food properly:

- Break large foods down into smaller portions and place in shallow pans no more than 4 inches deep. Metal pans cool better than glass or plastic pans.
- Add ice as an ingredient to replace water used in the recipe.
- Place foods within an ice bath and frequently stir the foods to speed the cooling process.
- Loosely cover foods so that heat and steam can escape during cooling.
- Arrange containers within a refrigeration unit so that air can flow properly around containers.
- Use special equipment like chill paddles or blast chillers to rapidly bring down food temperature.

Use an accurate thermometer to verify the food is being cooled within proper timeframes.

PROPER FOOD THAWING METHODS




1. Under refrigeration
2. In a microwave oven on "defrost"
3. Submerged under cold running water in an approved preparation sink for no longer than 2 hours
4. As part of the cooking process



INTERNAL COOKING TEMPERATURES

Use a probe thermometer to take internal cooking temperatures



Food temperature cannot be felt - use your probe thermometer!



FOR QUESTIONS OR COMMENTS CONTACT YOUR LOCAL AREA OFFICE

BLYTE
260 N Broadway
Blythe, CA 92225
Phone 760-921-5090
Fax 760-921-5085

CORONA
2275 S Main St #204
Corona, CA 92882
Phone 951-273-9140
Fax 951-520-8319

HEMET
800 S Sanderson Ave #200
Hemet, CA 92545
Phone 951-766-2824
Fax 951-766-7874

INDIO
47-950 Arabia St #A
Indio, CA 92201
Phone 760-863-8287
Fax 760-863-8303

MURRIETA
30135 Technology Dr #250
Murrieta, CA 92563
Phone 951-461-0284
Fax 951-461-0245

PALM SPRINGS
554 S Paseo Dorotea
Palm Springs, CA 92264
Phone 760-320-1048
Fax 760-320-1470

RIVERSIDE
4065 County Circle Dr #104
Riverside, CA 92503
Phone 951-358-5172
Fax 951-358-5017