



**County of Riverside**  
**DEPARTMENT OF ENVIRONMENTAL HEALTH**  
 www.rivcoeh.org

**FOOD ESTABLISHMENT INSPECTION FORM**

FACILITY NAME <b>DESERT HOT SPRINGS SPA</b>				DATE 1/5/2021	TIME IN 10:30 AM	TIME OUT 1:00 PM
ADDRESS 1805 PALM DR, Desert Hot Springs, CA 92240				FACILITY DESCRIPTION Not Applicable		
PERMIT HOLDER Desert Hot Springs Investors				EMAIL kbradley@miraclesprings.com		Major Violations 0
PERMIT # PR0003552	EXPIRATION DATE 02/28/2021	SERVICE Routine inspection	REINSPECTION DATE Next Routine	FACILITY PHONE # (619)329-6495	PE 3621	DISTRICT 0023
					INSPECTOR NAME Thasin Sultan	Points Deducted 5

The conditions listed below correspond to violations of the California Health and Safety Code and/or Riverside County Ordinances and must be corrected as indicated by the enforcement officer. The Department of Environmental Health appreciates your cooperation.

Failure to correct listed violation(s) prior to the designated compliance date may necessitate an additional reinspection at a charge determined by Riverside County Ordinance 640.



**Major / Minor Violations:** Major Violations are those that pose an imminent risk to public health and warrant immediate closure of the food facility or immediate correction. Minor Violations are those violations that do not pose an imminent public health risk, but do warrant correction.

GRADE REPRESENTS THE FOLLOWING RANGES: A = 100-90 Passed inspection / meets minimum health standards. B = 89-80 Did not pass inspection / does not meet minimum health standards. C = 79-0 Failed inspection / conditions exist which may pose a potential or actual threat to public health and safety. The facility is required to display a grade card in a conspicuous place selected by the Enforcement Officer. The grade card shall not be concealed and can only be removed or relocated by the Enforcement Officer per County Ordinance 492 / County Code Section 8.40.020

○ In = In compliance      + COS = Corrected on-site      ○ N/O = Not observed      ○ N/A = Not applicable      ○ OUT = Out of compliance

DEMONSTRATION OF KNOWLEDGE			COS	MAJ	OUT
In	N/A	1. Food safety certification James Beck; ServSafe; Exp: 11/21/24			2
EMPLOYEE HEALTH AND HYGIENIC PRACTICES					
In		2. Communicable disease; reporting, restrictions and exclusions		4	
In	N/O	3. No persistent discharge from eyes, nose, and mouth			2
In	N/O	4. Proper eating, tasting, drinking or tobacco use			2
PREVENTING CONTAMINATION BY HANDS					
In	N/O	5. Hands clean and properly washed; gloves used properly		4	2
In		6. Adequate handwashing facilities supplied and accessible			2
TIME AND TEMPERATURE RELATIONSHIPS					
In	N/O	N/A		4	2
In	N/O	N/A		4	2
In	N/O	N/A		4	2
In	N/O	N/A		4	2
In	N/O	N/A		4	2
PROTECTION FROM CONTAMINATION					
In	N/O	N/A			2
In		13. Food: unadulterated, no spoilage, no contamination		4	2
In	N/O	N/A		4	2
Quat: 200 ppm Dsh CHL: 50 ppm / Observed no active					

FOOD FROM APPROVED SOURCES			COS	MAJ	OUT
In		15. Food obtained from approved sources		4	2
In	N/O	N/A			2
In	N/O	N/A			2
CONFORMANCE WITH APPROVED PROCEDURES					
In	N/A	18. Compliance with variance, specialized process, and HACCP plan			2
CONSUMER ADVISORY					
In	N/A	19. Written disclosure and reminder statements provided for raw or undercooked foods			1
SCHOOL AND HEALTHCARE PROHIBITED FOODS					
In	N/A	20. Licensed health care facilities / public and private schools; prohibited foods not offered		4	2
WATER / HOT WATER					
In		21. Hot and cold water available Water Temperature 120°F		4	2
LIQUID WASTE DISPOSAL					
In		22. Sewage and wastewater properly disposed		4	2
VERMIN					
In		23. No rodents, insects, birds, or animals		4	2
In	N/A	24. Vermin proofing, air curtains, self-closing doors			1

SUPERVISION / PERSONAL CLEANLINESS	OUT
25. Person in charge present and performs duties, demonstration of knowledge	2
26. Personal cleanliness and hair restraints	1
GENERAL FOOD SAFETY REQUIREMENTS	
27. Approved thawing methods, frozen food storage	1
28. Food separated and protected from contamination	2
29. Washing fruits and vegetables	1
30. Toxic substances properly identified, stored, used	1
FOOD STORAGE / DISPLAY / SERVICE	
31. Adequate food storage; food storage containers identified	1
32. Consumer self-service	1
33. Food properly labeled; honestly presented; menu labeling	1

EQUIPMENT / UTENSILS / LINENS	OUT
34. Utensils and equipment approved, good repair	1
35. Warewashing: installed, maintained, proper use, test materials	1
36. Equipment / utensils: installed, clean, adequate capacity	1
37. Equipment, utensils, and linens: storage and use	1
38. Adequate ventilation and lighting; designated areas, use	1
39. Thermometers provided and accurate	1
40. Wiping cloths: properly used and stored	1
PHYSICAL FACILITIES	
41. Plumbing: properly installed, good repair	1
42. Refuse properly disposed; facilities maintained	1
43. Toilet facilities: properly constructed, supplied, cleaned	1
44. Premises; personal item storage and cleaning item storage	1

PERMANENT FOOD FACILITIES	OUT
45. Floors, walls, ceilings: good repair / fully enclosed	1
46. Floors, walls, and ceilings: clean	1
47. No unapproved private homes / living or sleeping quarters	1
SIGNS / REQUIREMENTS	
48. Last inspection report available	
49. Food Handler certifications available, current, and complete	1
50. Grade card and signs posted, visible	
COMPLIANCE AND ENFORCEMENT	
51. Plans approved / submitted	
52. Permit available / current	
53. Permit suspended / revoked	
54. Voluntary condemnation	
55. Impound	



**FOOD ESTABLISHMENT INSPECTION FORM**

FACILITY NAME <b>DESERT HOT SPRINGS SPA</b>	DATE <b>1/5/2021</b>	PERMIT # <b>PR0003552</b>
--	-------------------------	------------------------------

**7. PROPER HOT & COLD HOLDING TEMPERATURES**

**POINTS**  
**2**

**Inspector Comments:** Measured a cup of water in the middle refrigerator located at the front cookline to have an internal temperature of 46F. Observed no food storage at the time of inspection. Do not use this unit. Repair the refrigerator unit in an approved manner to ensure that it is able to hold potentially hazardous food items at 41F or below. Contact our department at 760-320-1048 once the refrigerator unit has been repaired.

**Violation Description:** Potentially hazardous food shall be held at or below 41#F / 45#F or at or above 135#F. Potentially hazardous food removed from proper holding temperature during preparation must be returned to proper temperature within 2 hours. Potentially hazardous food shall be received at proper temperature without evidence of temperature abuse. (113996, 113998, 114037)

**34. UTENSILS AND EQUIPMENT APPROVED, GOOD REPAIR**

**POINTS**  
**1**

**Inspector Comments:** Observed the following:

- Broken drain cover underneath the F-15 freezer. Replace the broken cover with an approved one.
- Missing 1 inch air gaps between all drains lines and floor sink below the 3 compartment warewash sinks and 3 compartment warewash sink located at the bar area. Provide 1 inch air gaps between all drains lines and floor sink in an approved manner.
- Broken gaskets at the reach in cooler located at the bar. Replace the broken gaskets in an approved manner.
- Deteriorated wooden frame above the reach in cooler located at the bar area. Repair the deteriorated wooden frame in an approved manner.
- Gaps at the doors at the reach in cooler located at the bar area holding liquor. Eliminate the gaps in an approved manner.
- CO2 tanks located in the water heater room and bar area to not be secure. Secure all CO2 tanks to a rigid structure in an approved manner.
- Water leak underneath the large ice machine. Eliminate the water leak in an approved manner.

**Violation Description:** All utensils and equipment shall be approved and in good repair. (114130, 114130.1-114130.6, 114132, 114133, 114137, 114175, 114177, 114257)

**36. EQUIPMENT / UTENSILS PROPERLY INSTALLED, CLEAN;ADEQUATE CAPACITY**

**POINTS**  
**1**

**Inspector Comments:** Clean the following areas and maintain free of accumulation of dirt, dust, food residue, and other debris:

- Can opener and can opener holster.
- Underneath the single fryer.
- Underneath the large ice machine.

**Violation Description:** All utensils and equipment shall be clean and installed in an approved manner. Equipment type and quantity shall be adequate for the operation.(114115, 114130.3, 114139, 114153, 114163, 114165, 114167, 114169, 114175, 114180, 114182, 114257)

**45. FLOORS, WALLS, CEILING: GOOD REPAIR / FULLY ENCLOSED**

**POINTS**  
**1**

**Inspector Comments:** Observed the following:

Floor:

- Loose cove base tiles by the F-16 freezer. Secure the cove base tiles in an approved manner.
- Deteriorated wall and missing cove base tiles between the back delivery door and large ice machine. Repair the deteriorated wall and provide cove base tiles in an approved manner.
- Chipped tiles by the large ice machine. Replace the chipped tiles by the large ice machine in an approved manner.

Walls:

- Deteriorated wall behind shelves located in the mop sink room. Repair the deteriorated wall in an approved manner.

Ceiling:

- Hole near the double fryers. Eliminate the hole in an approved manner.
- Hole around the conduit above the F-16 freezer. Eliminate the hole in an approved manner.
- Large vent with large bar gaps above and near the reach in coolers located in the front cookline. Eliminate the large bar gaps in an approved manner.

**Violation Description:** The floors, walls, ceilings finishes must be of an approved material, durable, smooth, nonabsorbent, and easily cleanable. Food facilities shall be fully enclosed. (114143 (d), 114257, 114266, 114268, 114271, 114272)



County of Riverside  
DEPARTMENT OF ENVIRONMENTAL HEALTH  
www.rivcoeh.org

FOOD ESTABLISHMENT INSPECTION FORM

FACILITY NAME DESERT HOT SPRINGS SPA	DATE 1/5/2021	PERMIT # PR0003552
---	------------------	-----------------------

49. FOOD HANDLER CERTIFICATIONS AVAILABLE, CURRENT, COMPLETE

POINTS

0

**Inspector Comments:** Observed 2 expired Food Handler Cards.

Ensure all employees who handle food, utensils, or food equipment shall have a valid Riverside County Food Handler Certificate within one week of commencing work.

**Violation Description:** County of Riverside Environmental Health Food Handler Certification(s) are available and current for all employees who prepare, store, or serve exposed food. (Riverside County Ordinance 567)



County of Riverside  
DEPARTMENT OF ENVIRONMENTAL HEALTH  
www.rivcoeh.org

FOOD ESTABLISHMENT INSPECTION FORM

FACILITY NAME DESERT HOT SPRINGS SPA	DATE 1/5/2021	PERMIT # PR0003552
---	------------------	-----------------------

**Overall Inspection Comments**

A joint routine inspection was conducted by T. Sultan and J. Sagastume in conjunction with a re-inspection for a food facility closure due to a rodent infestation. At this time this facility has met the minimum requirements of the California Health and Safety Code (95=A). Observed no rodent activity at the time of inspection. Person in charge provided E. Fang with the most recent pest control service report conducted on 12/9/20 by Truly Nolen Pest Control. The "Closed Facility" sign has been removed and the "A" card has been posted. The facility is open and ready to operate.

Do not use the refrigerator unit located at the front cookline. Repair the refrigerator unit in an approved manner. Ensure the unit is able to hold potentially hazardous food items at 41F or below at all times. Contact our department at 760-320-1048 once the refrigerator unit has been repaired for a reinspection.

**Did you know** that effective January 1, 2018, the California Health and Safety Code was amended to make it easier for food facilities to donate food? Please consider donating your excess food product to a local food bank, pantry, or soup kitchen. As a good faith food donor, you are protected from civil and criminal liability if the food product later causes harm to its recipient, unless the injury is a direct result of gross negligence or intentional misconduct in the preparation or handling of the donated food. See Section 171425 of the Civil Code and Sections 114432 to 114434 inclusive of the Health and Safety Code. For more information visit our website at [www.rivcoeh.org](http://www.rivcoeh.org).

**Signature**

\_\_\_\_\_  
Emailed Steve Brough  
Person in Charge  
01/05/2021

\_\_\_\_\_  
Thasin Sultan  
Environmental Health Specialist  
01/05/2021

## REASONS FOR IMMEDIATE CLOSURE OF A FOOD FACILITY

Per California Health and Safety Code Section 114409 (a):  
 "If any imminent health hazard is found, unless the hazard is immediately corrected, an enforcement officer may temporarily suspend the permit and order the food facility immediately closed."

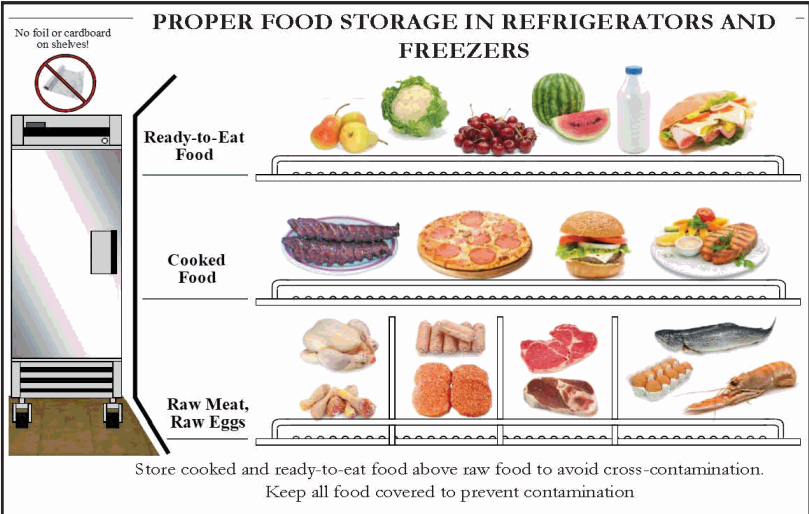
A food facility may be closed for any of the following reasons:

- Overflowing sewage (inside or outside the facility)
- No potable water
- No hot water
- No electricity
- Rodent or insect infestation
- Any other conditions at the facility that may create an imminent public health risk

In addition to the reasons above, Per California Health and Safety Code Section 114411:

"The enforcement agency may, after providing opportunity for a hearing, modify, suspend, or revoke a permit for serious or repeated violations of any requirement of this part or for interference in the performance of the duty of the enforcement officer."

### PROPER FOOD STORAGE IN REFRIGERATORS AND FREEZERS



No foil or cardboard on shelves!

Ready-to-Eat Food

Cooked Food

Raw Meat, Raw Eggs

Store cooked and ready-to-eat food above raw food to avoid cross-contamination. Keep all food covered to prevent contamination.

## MANUAL SANITIZING OF EQUIPMENT AND UTENSILS USING A THREE COMPARTMENT SINK

1. **SCRAPE**, clean, or soak items as necessary before washing.
2. **WASH** items in detergent and hot water of at least 100°F in the first sink.
3. **RINSE** items in clear water in the second sink.
4. **SANITIZE** by submerging each item in a sanitizing solution in the third sink. Use one of the following sanitizing methods:
  - 100ppm of a chlorine based sanitizer for a minimum of 30 seconds in the solution
  - 200ppm of a quaternary ammonium based sanitizer for a minimum of 60 seconds in the solution
  - 25ppm of an iodine based sanitizer for a minimum of 60 seconds in the solution
  - Water at a temperature of 171°F for a minimum of 30 seconds in solution
5. **AIR DRY** all items on the drain board.



## PROPER COOLING OF FOOD IN YOUR FACILITY

Potentially hazardous foods should always be rapidly cooled.

### TIME IS THE KEY FACTOR IN PROPER COOLING

- Foods must cool from 135°F to 70°F in 2 hours or less
- Foods must cool from 70°F to 41°F in 4 hours or less

Use one of the following methods to cool food properly:

- Break large foods down into smaller portions and place in shallow pans no more than 4 inches deep. Metal pans cool better than glass or plastic pans.
- Add ice as an ingredient to replace water used in the recipe.
- Place foods within an ice bath and frequently stir the foods to speed the cooling process.
- Loosely cover foods so that heat and steam can escape during cooling.
- Arrange containers within a refrigeration unit so that air can flow properly around containers.
- Use special equipment like chill paddles or blast chillers to rapidly bring down food temperature.









Use an accurate thermometer to verify the food is being cooled within proper timeframes.

## PROPER FOOD THAWING METHODS

1. Under refrigeration
2. In a microwave oven on "defrost"
3. Submerged under cold running water in an approved preparation sink for no longer than 2 hours
4. As part of the cooking process

## INTERNAL COOKING TEMPERATURES

Use a probe thermometer to take internal cooking temperatures

							
<b>135°F</b> for 15 seconds	<b>145°F</b> for 15 seconds	<b>145°F</b> for 15 seconds	<b>145°F</b> for 15 seconds	<b>155°F</b> for 15 seconds	<b>155°F</b> for 15 seconds	<b>165°F</b> for 15 seconds	<b>165°F</b> for 15 seconds

Food temperature cannot be felt - use your probe thermometer!



**8**

MILK, EGGS, FISH, SHELLFISH, WHEAT, SOYBEANS, PEANUTS, TREE NUTS

## FOR QUESTIONS OR COMMENTS CONTACT YOUR LOCAL AREA OFFICE

<b>BLYTE</b> 260 N Broadway Blythe, CA 92225 Phone 760-921-5090 Fax 760-921-5085	<b>CORONA</b> 2275 S Main St #204 Corona, CA 92882 Phone 951-273-9140 Fax 951-520-8319	<b>HEMET</b> 800 S Sanderson Ave #200 Hemet, CA 92545 Phone 951-766-2824 Fax 951-766-7874	<b>INDIO</b> 47-950 Arabia St #A Indio, CA 92201 Phone 760-863-8287 Fax 760-863-8303	<b>MURRIETA</b> 30135 Technology Dr #250 Murrieta, CA 92563 Phone 951-461-0284 Fax 951-461-0245	<b>PALM SPRINGS</b> 554 S Paseo Dorotea Palm Springs, CA 92264 Phone 760-320-1048 Fax 760-320-1470	<b>RIVERSIDE</b> 4065 County Circle Dr #104 Riverside, CA 92503 Phone 951-358-5172 Fax 951-358-5017
--	--	---	--	---	--	---