



County of Riverside
DEPARTMENT OF ENVIRONMENTAL HEALTH
 www.rivcoeh.org

FOOD ESTABLISHMENT INSPECTION FORM

FACILITY NAME Power Bowl				DATE 7/21/2020	TIME IN 9:50 AM	TIME OUT 10:50 AM
ADDRESS 1185 Magnolia Ave Ste.A, Corona, CA 92879				FACILITY DESCRIPTION Not Applicable		
PERMIT HOLDER Mike Kim				EMAIL powerbowlshop@gmail.com		Major Violations 0
PERMIT # PR0068826	EXPIRATION DATE 01/31/2021	SERVICE Follow-up inspection	REINSPECTION DATE Next Routine	FACILITY PHONE # (951)893-1133	PE 3620	DISTRICT 0051
					INSPECTOR NAME Sarah Miller	Points Deducted 3

The conditions listed below correspond to violations of the California Health and Safety Code and/or Riverside County Ordinances and must be corrected as indicated by the enforcement officer. The Department of Environmental Health appreciates your cooperation.

Failure to correct listed violation(s) prior to the designated compliance date may necessitate an additional reinspection at a charge determined by Riverside County Ordinance 640.



Major / Minor Violations: Major Violations are those that pose an imminent risk to public health and warrant immediate closure of the food facility or immediate correction. Minor Violations are those violations that do not pose an imminent public health risk, but do warrant correction.

GRADE REPRESENTS THE FOLLOWING RANGES: A = 100-90 Passed inspection / meets minimum health standards. B = 89-80 Did not pass inspection / does not meet minimum health standards. C = 79-0 Failed inspection / conditions exist which may pose a potential or actual threat to public health and safety. The facility is required to display a grade card in a conspicuous place selected by the Enforcement Officer. The grade card shall not be concealed and can only be removed or relocated by the Enforcement Officer per County Ordinance 492 / County Code Section 8.40.020

○ In = In compliance + COS = Corrected on-site ○ N/O = Not observed ○ N/A = Not applicable ○ OUT = Out of compliance

DEMONSTRATION OF KNOWLEDGE		COS	MAJ	OUT
In	N/A 1. Food safety certification			2
EMPLOYEE HEALTH AND HYGIENIC PRACTICES				
In	2. Communicable disease; reporting, restrictions and exclusions		4	
In	N/O 3. No persistent discharge from eyes, nose, and mouth			2
In	N/O 4. Proper eating, tasting, drinking or tobacco use			2
PREVENTING CONTAMINATION BY HANDS				
In	N/O 5. Hands clean and properly washed; gloves used properly		4	2
In	6. Adequate handwashing facilities supplied and accessible			2
TIME AND TEMPERATURE RELATIONSHIPS				
In	N/O N/A 7. Proper hot and cold holding temperatures		4	2
In	N/O N/A 8. Time as a public health control; procedures and records		4	2
In	N/O N/A 9. Proper cooling methods		4	2
In	N/O N/A 10. Proper cooking time and temperature		4	2
In	N/O N/A 11. Proper reheating procedures for hot holding		4	
PROTECTION FROM CONTAMINATION				
In	N/O N/A 12. Returned and re-service of food			2
In	13. Food: unadulterated, no spoilage, no contamination		4	2
In	N/O N/A 14. Food contact surfaces: clean and sanitized		4	2

FOOD FROM APPROVED SOURCES		COS	MAJ	OUT
In	15. Food obtained from approved sources		4	2
In	N/O N/A 16. Compliance with shell stock tags, condition, display			2
In	N/O N/A 17. Compliance with Gulf Oyster regulations			2
CONFORMANCE WITH APPROVED PROCEDURES				
In	N/A 18. Compliance with variance, specialized process, and HACCP plan			2
CONSUMER ADVISORY				
In	N/A 19. Written disclosure and reminder statements provided for raw or undercooked foods			1
SCHOOL AND HEALTHCARE PROHIBITED FOODS				
In	N/A 20. Licensed health care facilities / public and private schools; prohibited foods not offered		4	2
WATER / HOT WATER				
In	21. Hot and cold water available		4	2
		Water Temperature °F		
LIQUID WASTE DISPOSAL				
In	22. Sewage and wastewater properly disposed		4	2
VERMIN				
In	23. No rodents, insects, birds, or animals		4	2
In	N/A 24. Vermin proofing, air curtains, self-closing doors			1

SUPERVISION / PERSONAL CLEANLINESS	OUT
25. Person in charge present and performs duties, demonstration of knowledge	2
26. Personal cleanliness and hair restraints	1
GENERAL FOOD SAFETY REQUIREMENTS	
27. Approved thawing methods, frozen food storage	1
28. Food separated and protected from contamination	2
29. Washing fruits and vegetables	1
30. Toxic substances properly identified, stored, used	1
FOOD STORAGE / DISPLAY / SERVICE	
31. Adequate food storage; food storage containers identified	1
32. Consumer self-service	1
33. Food properly labeled; honestly presented; menu labeling	1

EQUIPMENT / UTENSILS / LINENS	OUT
34. Utensils and equipment approved, good repair	1
35. Warewashing: installed, maintained, proper use, test materials	1
36. Equipment / utensils: installed, clean, adequate capacity	1
37. Equipment, utensils, and linens: storage and use	1
38. Adequate ventilation and lighting; designated areas, use	1
39. Thermometers provided and accurate	1
40. Wiping cloths: properly used and stored	1
PHYSICAL FACILITIES	
41. Plumbing: properly installed, good repair	1
42. Refuse properly disposed; facilities maintained	1
43. Toilet facilities: properly constructed, supplied, cleaned	1
44. Premises; personal item storage and cleaning item storage	1

PERMANENT FOOD FACILITIES	OUT
45. Floors, walls, ceilings: good repair / fully enclosed	1
46. Floors, walls, and ceilings: clean	1
47. No unapproved private homes / living or sleeping quarters	1
SIGNS / REQUIREMENTS	
48. Last inspection report available	
49. Food Handler certifications available, current, and complete	1
50. Grade card and signs posted, visible	
COMPLIANCE AND ENFORCEMENT	
51. Plans approved / submitted	
52. Permit available / current	1
53. Permit suspended / revoked	
54. Voluntary condemnation	
55. Impound	



FOOD ESTABLISHMENT INSPECTION FORM

FACILITY NAME Power Bowl	DATE 7/21/2020	PERMIT # PR0068826
------------------------------------	--------------------------	------------------------------

1. FOOD SAFETY CERTIFICATION

POINTS
0

Inspector Comments: Facility was unable to provide a Food Manager Certificate. A valid Food Manager Certificate must be obtained within 60 days. This is a repeated violation. Future noncompliance may result in legal action taken.

Violation Description: Food facilities that prepare, handle or serve non-prepackaged potentially hazardous food, shall have an employee who has passed an approved food safety certification examination. Food safety certificate must be maintained at the food facility and made available for inspection. (113947.1 - 113947.5)

7. PROPER HOT & COLD HOLDING TEMPERATURES

POINTS
0

Inspector Comments: At the routine inspection, the prep cooler and small, black reach in cooler were unable to maintain potentially hazardous food at 41 degrees Fahrenheit or below. At this time, both coolers that had been impounded at the routine inspection were observed stored unplugged in the facility, with no food stored inside. Due to the pending change of ownership, the person in charge stated the black cooler will be removed, but they plan on leaving the prep cooler at the facility. At this time, both coolers are still unapproved for use and "impound" tags remain posted. The coolers may not be used until a member of this department can verify they are functioning properly.

Violation Description: Potentially hazardous food shall be held at or below 41°F / 45°F or at or above 135°F. Potentially hazardous food removed from proper holding temperature during preparation must be returned to proper temperature within 2 hours. Potentially hazardous food shall be received at proper temperature without evidence of temperature abuse. (113996, 113998, 114037)

34. UTENSILS AND EQUIPMENT APPROVED, GOOD REPAIR

POINTS
1

Inspector Comments: Observed raw wood cabinets underneath the soda machine. Ensure all raw wood is sealed in an approved manner such that the surface is smooth and easily cleanable.

Violation Description: All utensils and equipment shall be approved and in good repair. (114130, 114130.1-114130.6, 114132, 114133, 114137, 114175, 114177, 114257)

36. EQUIPMENT / UTENSILS PROPERLY INSTALLED, CLEAN; ADEQUATE CAPACITY

POINTS
1

Inspector Comments: Observed food peeler and plates stored away with food debris. Ensure all utensils and dishes are properly washed, rinsed, and sanitized before placed away for storage. The person in charge was instructed to wash, rinse, and sanitize all soiled utensils and equipment in the "clean" storage area.

Violation Description: All utensils and equipment shall be clean and installed in an approved manner. Equipment type and quantity shall be adequate for the operation. (114115, 114130.3, 114139, 114153, 114163, 114165, 114167, 114169, 114175, 114180, 114182, 114257)

42. REFUSE PROPERLY DISPOSED: FACILITIES MAINTAINED

POINTS
1

Inspector Comments: Observed dumpster lids left open. Maintain dumpsters covered when not in use.

Violation Description: All food waste and rubbish shall be kept in leakproof and rodent-proof containers. Containers shall be covered at all times. All waste must be removed and disposed of as frequently as necessary to prevent a nuisance. The exterior premises of each food facility shall be kept clean and free of litter and rubbish. (114244, 114245, 114245.1, 114245.2, 114245.3, 114245.4, 114245.5, 114245.6, 114245.7, 114257.1)

52. PERMIT AVAILABLE AND CURRENT

POINTS
0

Inspector Comments: This facility is undergoing a change of ownership. According to the current owner, the new owner is going to have a different menu and different equipment. The new owner is required to submit plans to this department prior to operating. Contact Jessica Smith at (951) 273-9140 or j.smith@rivco.org for questions. "How to open a fixed food facility" info bulletin, business card, and application were left at the facility on 7/20/2020, and the current owner stated that they gave these documents to the new owner. Per the current owner, the facility is being transferred over to the new owner tomorrow. Current facility will be placed out of business.

Violation Description: A food facility shall not be open for business without a valid permit. (114067 (b-c, l, j), 114381 (a), 114387)

56. COVID 19 - FOLLOWING STATE OF CALIFORNIA GUIDELINES

POINTS
0

Inspector Comments: Observed in compliance with Industry Guidance.



County of Riverside
DEPARTMENT OF ENVIRONMENTAL HEALTH
www.rivcoeh.org

FOOD ESTABLISHMENT INSPECTION FORM

FACILITY NAME Power Bowl	DATE 7/21/2020	PERMIT # PR0068826
-----------------------------	-------------------	-----------------------

Overall Inspection Comments

This reinspection was conducted due to the downgrade of the facility on 07-14-2020. At this time, all violations from the previous inspection report have been corrected except for those listed above. "C" card removed. "A" card posted.

Note: The person in charge stated that they will no longer be operating due to a pending change of ownership that will close within a few days. Facility to be placed out of business. Contact Sarah Miller at sarmiller@rivco.org when change of ownership is finalized.

At this time, a signature was not obtained due to COVID-19.

Did you know that effective January 1, 2018, the California Health and Safety Code was amended to make it easier for food facilities to donate food? Please consider donating your excess food product to a local food bank, pantry, or soup kitchen. As a good faith food donor, you are protected from civil and criminal liability if the food product later causes harm to its recipient, unless the injury is a direct result of gross negligence or intentional misconduct in the preparation or handling of the donated food. See Section 171425 of the Civil Code and Sections 114432 to 114434 inclusive of the Health and Safety Code. For more information visit our website at www.rivcoeh.org.

Signature

Signature not captured due to
COVID 19 pandemic.

Jenny Kim
Person in Charge
07/21/2020

Sarah Miller
Environmental Health Specialist
07/21/2020

REASONS FOR IMMEDIATE CLOSURE OF A FOOD FACILITY

Per California Health and Safety Code Section 114409 (a):
 "If any imminent health hazard is found, unless the hazard is immediately corrected, an enforcement officer may temporarily suspend the permit and order the food facility immediately closed."

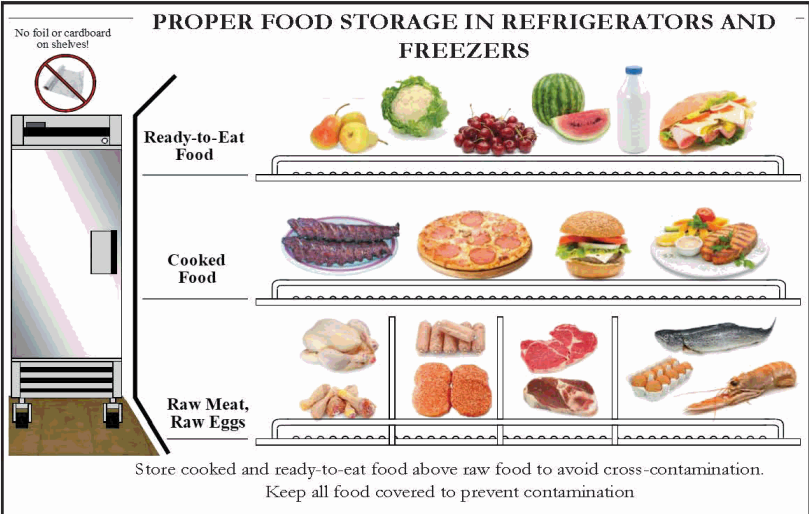
A food facility may be closed for any of the following reasons:

- Overflowing sewage (inside or outside the facility)
- No potable water
- No hot water
- No electricity
- Rodent or insect infestation
- Any other conditions at the facility that may create an imminent public health risk

In addition to the reasons above, Per California Health and Safety Code Section 114411:

"The enforcement agency may, after providing opportunity for a hearing, modify, suspend, or revoke a permit for serious or repeated violations of any requirement of this part or for interference in the performance of the duty of the enforcement officer."

PROPER FOOD STORAGE IN REFRIGERATORS AND FREEZERS



Ready-to-Eat Food

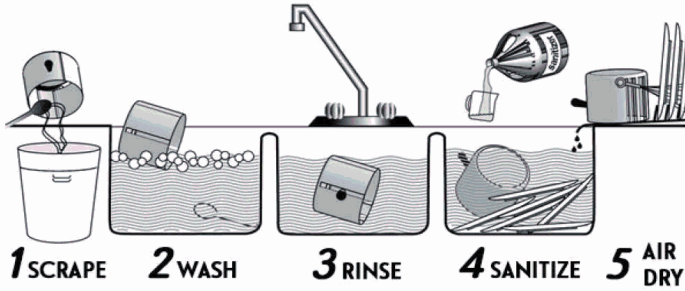
Cooked Food

Raw Meat, Raw Eggs

Store cooked and ready-to-eat food above raw food to avoid cross-contamination. Keep all food covered to prevent contamination.

MANUAL SANITIZING OF EQUIPMENT AND UTENSILS USING A THREE COMPARTMENT SINK

1. **SCRAPE**, clean, or soak items as necessary before washing.
2. **WASH** items in detergent and hot water of at least 100°F in the first sink.
3. **RINSE** items in clear water in the second sink.
4. **SANITIZE** by submerging each item in a sanitizing solution in the third sink. Use one of the following sanitizing methods:
 - 100ppm of a chlorine based sanitizer for a minimum of 30 seconds in the solution
 - 200ppm of a quaternary ammonium based sanitizer for a minimum of 60 seconds in the solution
 - 25ppm of an iodine based sanitizer for a minimum of 60 seconds in the solution
 - Water at a temperature of 171°F for a minimum of 30 seconds in solution
5. **AIR DRY** all items on the drain board.



PROPER COOLING OF FOOD IN YOUR FACILITY

Potentially hazardous foods should always be rapidly cooled.

TIME IS THE KEY FACTOR IN PROPER COOLING

- Foods must cool from 135°F to 70°F in 2 hours or less
- Foods must cool from 70°F to 41°F in 4 hours or less

Use one of the following methods to cool food properly:

- Break large foods down into smaller portions and place in shallow pans no more than 4 inches deep. Metal pans cool better than glass or plastic pans.
- Add ice as an ingredient to replace water used in the recipe.
- Place foods within an ice bath and frequently stir the foods to speed the cooling process.
- Loosely cover foods so that heat and steam can escape during cooling.
- Arrange containers within a refrigeration unit so that air can flow properly around containers.
- Use special equipment like chill paddles or blast chillers to rapidly bring down food temperature.









Use an accurate thermometer to verify the food is being cooled within proper timeframes.

PROPER FOOD THAWING METHODS

1. Under refrigeration
2. In a microwave oven on "defrost"
3. Submerged under cold running water in an approved preparation sink for no longer than 2 hours
4. As part of the cooking process

INTERNAL COOKING TEMPERATURES

Use a probe thermometer to take internal cooking temperatures

							
135°F for 15 seconds	145°F for 15 seconds	145°F for 15 seconds	145°F for 15 seconds	155°F for 15 seconds	155°F for 15 seconds	165°F for 15 seconds	165°F for 15 seconds

Food temperature cannot be felt - use your probe thermometer!



8

MILK, EGGS, FISH, SHELLFISH, WHEAT, SOYBEANS, PEANUTS, TREE NUTS

FOOD ALLERGENS

THE MAJOR

FOR QUESTIONS OR COMMENTS CONTACT YOUR LOCAL AREA OFFICE

BLYTE 260 N Broadway Blythe, CA 92225 Phone 760-921-5090 Fax 760-921-5085	CORONA 2275 S Main St #204 Corona, CA 92882 Phone 951-273-9140 Fax 951-520-8319	HEMET 800 S Sanderson Ave #200 Hemet, CA 92545 Phone 951-766-2824 Fax 951-766-7874	INDIO 47-950 Arabia St #A Indio, CA 92201 Phone 760-863-8287 Fax 760-863-8303	MURRIETA 30135 Technology Dr #250 Murrieta, CA 92563 Phone 951-461-0284 Fax 951-461-0245	PALM SPRINGS 554 S Paseo Dorotea Palm Springs, CA 92264 Phone 760-320-1048 Fax 760-320-1470	RIVERSIDE 4065 County Circle Dr #104 Riverside, CA 92503 Phone 951-358-5172 Fax 951-358-5017
--	--	---	--	---	--	---