



**County of Riverside**  
**DEPARTMENT OF ENVIRONMENTAL HEALTH**  
 www.rivcoeh.org


**FOOD ESTABLISHMENT INSPECTION FORM**

FACILITY NAME <b>CORKY'S KITCHEN &amp; BAKERY</b>				DATE 8/27/2020	TIME IN 9:35 AM	TIME OUT 10:50 AM
ADDRESS 3150 CASE Rd L, Perris, CA 92570				FACILITY DESCRIPTION Not Applicable		
PERMIT HOLDER OVEREASY INC				EMAIL Not Specified		Major Violations 0
PERMIT # PR0072654	EXPIRATION DATE 03/31/2023	SERVICE Routine inspection	REINSPECTION DATE 12/27/2020	FACILITY PHONE # (951)928-0040	PE 3621	DISTRICT 0045
INSPECTOR NAME Michael Jaime					Points Deducted 5	

The conditions listed below correspond to violations of the California Health and Safety Code and/or Riverside County Ordinances and must be corrected as indicated by the enforcement officer. The Department of Environmental Health appreciates your cooperation.

Failure to correct listed violation(s) prior to the designated compliance date may necessitate an additional reinspection at a charge determined by Riverside County Ordinance 640.

**Major / Minor Violations:** Major Violations are those that pose an imminent risk to public health and warrant immediate closure of the food facility or immediate correction. Minor Violations are those violations that do not pose an imminent public health risk, but do warrant correction.  
 GRADE REPRESENTS THE FOLLOWING RANGES: A = 100-90 Passed inspection / meets minimum health standards. B = 89-80 Did not pass inspection / does not meet minimum health standards. C = 79-0 Failed inspection / conditions exist which may pose a potential or actual threat to public health and safety. The facility is required to display a grade card in a conspicuous place selected by the Enforcement Officer. The grade card shall not be concealed and can only be removed or relocated by the Enforcement Officer per County Ordinance 492 / County Code Section 8.40.020



○ In = In compliance    + COS = Corrected on-site    ○ N/O = Not observed    ○ N/A = Not applicable    ○ OUT = Out of compliance

DEMONSTRATION OF KNOWLEDGE			COS	MAJ	OUT
In	N/A	1. Food safety certification Kimberly Burt/ ServSafe/ 3.26.23			2
EMPLOYEE HEALTH AND HYGIENIC PRACTICES					
In		2. Communicable disease; reporting, restrictions and exclusions		4	
In	N/O	3. No persistent discharge from eyes, nose, and mouth			2
In	N/O	4. Proper eating, tasting, drinking or tobacco use			2
PREVENTING CONTAMINATION BY HANDS					
In	N/O	5. Hands clean and properly washed; gloves used properly		4	2
In		6. Adequate handwashing facilities supplied and accessible			2
TIME AND TEMPERATURE RELATIONSHIPS					
In	N/O	N/A		4	2
In	N/O	N/A		4	2
In	N/O	N/A		4	2
In	N/O	N/A		4	2
In	N/O	N/A		4	2
PROTECTION FROM CONTAMINATION					
In	N/O	N/A			2
In		13. Food: unadulterated, no spoilage, no contamination		4	2
In	N/O	N/A		4	2
		Low temperature dish wash machine- 50 ppm chlorine			

FOOD FROM APPROVED SOURCES			COS	MAJ	OUT
In		15. Food obtained from approved sources		4	2
In	N/O	N/A			2
In	N/O	N/A			2
CONFORMANCE WITH APPROVED PROCEDURES					
In		N/A			2
CONSUMER ADVISORY					
In		N/A			1
SCHOOL AND HEALTHCARE PROHIBITED FOODS					
In		N/A		4	2
WATER / HOT WATER					
In		21. Hot and cold water available Water Temperature 120F°F		4	2
LIQUID WASTE DISPOSAL					
In		22. Sewage and wastewater properly disposed		4	2
VERMIN					
In		23. No rodents, insects, birds, or animals		4	2
In	N/A	24. Vermin proofing, air curtains, self-closing doors			1

SUPERVISION / PERSONAL CLEANLINESS	OUT
25. Person in charge present and performs duties, demonstration of knowledge	2
26. Personal cleanliness and hair restraints	1
GENERAL FOOD SAFETY REQUIREMENTS	
27. Approved thawing methods, frozen food storage	1
28. Food separated and protected from contamination	2
29. Washing fruits and vegetables	1
30. Toxic substances properly identified, stored, used	1
FOOD STORAGE / DISPLAY / SERVICE	
31. Adequate food storage; food storage containers identified	1
32. Consumer self-service	1
33. Food properly labeled; honestly presented; menu labeling	1

EQUIPMENT / UTENSILS / LINENS	OUT
34. Utensils and equipment approved, good repair	1
35. Warewashing: installed, maintained, proper use, test materials	1
36. Equipment / utensils: installed, clean, adequate capacity	1
37. Equipment, utensils, and linens: storage and use	1
38. Adequate ventilation and lighting; designated areas, use	1
39. Thermometers provided and accurate	1
40. Wiping cloths: properly used and stored	1
PHYSICAL FACILITIES	
41. Plumbing: properly installed, good repair	1
42. Refuse properly disposed; facilities maintained	1
43. Toilet facilities: properly constructed, supplied, cleaned	1
44. Premises; personal item storage and cleaning item storage	1

PERMANENT FOOD FACILITIES	OUT
45. Floors, walls, ceilings: good repair / fully enclosed	1
46. Floors, walls, and ceilings: clean	1
47. No unapproved private homes / living or sleeping quarters	1
SIGNS / REQUIREMENTS	
48. Last inspection report available	
49. Food Handler certifications available, current, and complete	1
50. Grade card and signs posted, visible	
COMPLIANCE AND ENFORCEMENT	
51. Plans approved / submitted	
52. Permit available / current	
53. Permit suspended / revoked	
54. Voluntary condemnation	
55. Impound	



**FOOD ESTABLISHMENT INSPECTION FORM**

FACILITY NAME <b>CORKY'S KITCHEN &amp; BAKERY</b>	DATE <b>8/27/2020</b>	PERMIT # <b>PR0072654</b>
--	--------------------------	------------------------------

**28. FOOD SEPARATED AND PROTECTED FROM CONTAMINATION**

**POINTS**  
**2**

**Inspector Comments:**  
FOOD PROTECTION

- Observed various uncovered foods inside the cold holding units across from the cooks line. Cover all food when not in use to prevent cross contamination
- Observed the ice bin at the drink station to be open and unattended. Cover ice bin when not in use to prevent cross contamination
- Install an approved splash guard between the hand wash station and the fountain machine at the drink station in the customer service area. Splash guard shall be a minimum of 6" in height and extend the length of the sink
- The inside/ railing of the pie cooler near the front door

**Violation Description:** All food shall be separated and protected from contamination. (113984, 113986, 114060, 114067(a, d, e), 114069(a, d), 114073, 114077, 114089.1(c), 114143(c))

**34. UTENSILS AND EQUIPMENT APPROVED, GOOD REPAIR**

**POINTS**  
**1**

**Inspector Comments:** REPAIR

- The inoperable temperature display on the auto sham oven. Digital display does not provide a temperature reading
- The burned out light bulb in the back hood above the oven

**Violation Description:** All utensils and equipment shall be approved and in good repair. (114130, 114130.1-114130.6, 114132, 114133, 114137, 114175, 114177, 114257)

**36. EQUIPMENT / UTENSILS PROPERLY INSTALLED, CLEAN;ADEQUATE CAPACITY**

**POINTS**  
**1**

**Inspector Comments:** All equipment and utensils shall be kept clean and free of an accumulation of dust, dirt, food residue, and other debris.

- Clean and maintain the following:
- The casters (i.e. wheels) to the 1-door cold holding unit at the cooks line. Check casters to all equipment throughout the facility
  - The 3-door cold holding units across from the cooks line. Including inside and gaskets
  - All cooking equipment at the cooks line
  - The microwave

**Violation Description:** All utensils and equipment shall be clean and installed in an approved manner. Equipment type and quantity shall be adequate for the operation.(114115, 114130.3, 114139, 114153, 114163, 114165, 114167, 114169, 114175, 114180, 114182, 114257)

**46. FLOORS, WALLS, AND CEILING: CLEAN**

**POINTS**  
**1**

**Inspector Comments:**  
CLEAN

- Under the cooks line (i.e. stove, fryer etc)
- Under the cold holding units across from the cooks line
- The drain under the prep sink in the back area
- Under the storage racks in the dry storage area

**Violation Description:** Floors, walls, and ceilings shall be maintained clean. (114257, 114268.1)

**56. COVID 19 - FOLLOWING STATE OF CALIFORNIA GUIDELINES**

**POINTS**  
**0**

**Inspector Comments:** Observed not in compliance with Industry Guidance. Education provided.

- Facility is currently allowing indoor dining. Observed numerous customers eating within the facility at the time of the inspection. Immediately discontinue all indoor dining. Failure to comply may result in a referral to county counsel.
- Operator observed to have a mask that did not sufficiently cover their nose and mouth. Education provided and operator replaced mask in an approved manner.

**Overall Inspection Comments**

This inspection was prompted by a complaint (CO0075272) . A routine inspection was also conducted



County of Riverside  
**DEPARTMENT OF ENVIRONMENTAL HEALTH**  
www.rivcoeh.org

**FOOD ESTABLISHMENT INSPECTION FORM**

FACILITY NAME <b>CORKY'S KITCHEN &amp; BAKERY</b>	DATE <b>8/27/2020</b>	PERMIT # <b>PR0072654</b>
--	--------------------------	------------------------------

**Did you know** that effective January 1, 2018, the California Health and Safety Code was amended to make it easier for food facilities to donate food? Please consider donating your excess food product to a local food bank, pantry, or soup kitchen. As a good faith food donor, you are protected from civil and criminal liability if the food product later causes harm to its recipient, unless the injury is a direct result of gross negligence or intentional misconduct in the preparation or handling of the donated food. See Section 171425 of the Civil Code and Sections 114432 to 114434 inclusive of the Health and Safety Code. For more information visit our website at [www.rivcoeh.org](http://www.rivcoeh.org).

**Signature**

Signature not captured due to  
COVID 19 pandemic.

\_\_\_\_\_  
**Kim Burt**  
Person in Charge  
08/27/2020

\_\_\_\_\_  
**Michael Jaime**  
Environmental Health Specialist  
08/27/2020

## REASONS FOR IMMEDIATE CLOSURE OF A FOOD FACILITY

Per California Health and Safety Code Section 114409 (a):  
 "If any imminent health hazard is found, unless the hazard is immediately corrected, an enforcement officer may temporarily suspend the permit and order the food facility immediately closed."

A food facility may be closed for any of the following reasons:

- Overflowing sewage (inside or outside the facility)
- No potable water
- No hot water
- No electricity
- Rodent or insect infestation
- Any other conditions at the facility that may create an imminent public health risk

In addition to the reasons above, Per California Health and Safety Code Section 114411:

"The enforcement agency may, after providing opportunity for a hearing, modify, suspend, or revoke a permit for serious or repeated violations of any requirement of this part or for interference in the performance of the duty of the enforcement officer."

No foil or cardboard on shelves!




## PROPER FOOD STORAGE IN REFRIGERATORS AND FREEZERS

Ready-to-Eat Food

Cooked Food

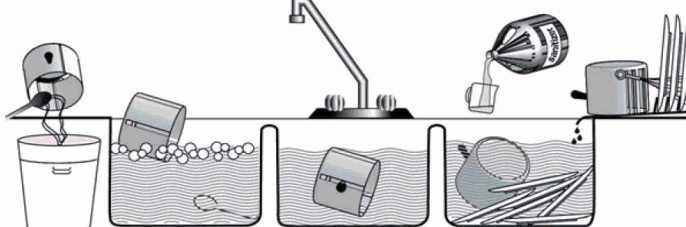
Raw Meat, Raw Eggs



Store cooked and ready-to-eat food above raw food to avoid cross-contamination.  
 Keep all food covered to prevent contamination

## MANUAL SANITIZING OF EQUIPMENT AND UTENSILS USING A THREE COMPARTMENT SINK

1. **SCRAPE**, clean, or soak items as necessary before washing.
2. **WASH** items in detergent and hot water of at least 100°F in the first sink.
3. **RINSE** items in clear water in the second sink.
4. **SANITIZE** by submerging each item in a sanitizing solution in the third sink. Use one of the following sanitizing methods:
  - 100ppm of a chlorine based sanitizer for a minimum of 30 seconds in the solution
  - 200ppm of a quaternary ammonium based sanitizer for a minimum of 60 seconds in the solution
  - 25ppm of an iodine based sanitizer for a minimum of 60 seconds in the solution
  - Water at a temperature of 171°F for a minimum of 30 seconds in solution
5. **AIR DRY** all items on the drain board.



1 SCRAPE 2 WASH 3 RINSE 4 SANITIZE 5 AIR DRY

## PROPER COOLING OF FOOD IN YOUR FACILITY

Potentially hazardous foods should always be rapidly cooled.

### TIME IS THE KEY FACTOR IN PROPER COOLING

- Foods must cool from 135°F to 70°F in 2 hours or less
- Foods must cool from 70°F to 41°F in 4 hours or less

Use one of the following methods to cool food properly:

- Break large foods down into smaller portions and place in shallow pans no more than 4 inches deep. Metal pans cool better than glass or plastic pans.
- Add ice as an ingredient to replace water used in the recipe.
- Place foods within an ice bath and frequently stir the foods to speed the cooling process.
- Loosely cover foods so that heat and steam can escape during cooling.
- Arrange containers within a refrigeration unit so that air can flow properly around containers.
- Use special equipment like chill paddles or blast chillers to rapidly bring down food temperature.

Use an accurate thermometer to verify the food is being cooled within proper timeframes.

## PROPER FOOD THAWING METHODS



1. Under refrigeration
2. In a microwave oven on "defrost"
3. Submerged under cold running water in an approved preparation sink for no longer than 2 hours
4. As part of the cooking process



## INTERNAL COOKING TEMPERATURES

Use a probe thermometer to take internal cooking temperatures

<b>135°F</b> for 15 seconds	<b>145°F</b> for 15 seconds	<b>145°F</b> for 15 seconds	<b>145°F</b> for 15 seconds	<b>155°F</b> for 15 seconds	<b>155°F</b> for 15 seconds	<b>165°F</b> for 15 seconds	<b>165°F</b> for 15 seconds

Food temperature cannot be felt - use your probe thermometer!



## FOR QUESTIONS OR COMMENTS CONTACT YOUR LOCAL AREA OFFICE

**BLYTE**  
 260 N Broadway  
 Blythe, CA 92225  
 Phone 760-921-5090  
 Fax 760-921-5085

**CORONA**  
 2275 S Main St #204  
 Corona, CA 92882  
 Phone 951-273-9140  
 Fax 951-520-8319

**HEMET**  
 800 S Sanderson Ave #200  
 Hemet, CA 92545  
 Phone 951-766-2824  
 Fax 951-766-7874

**INDIO**  
 47-950 Arabia St #A  
 Indio, CA 92201  
 Phone 760-863-8287  
 Fax 760-863-8303

**MURRIETA**  
 30135 Technology Dr #250  
 Murrieta, CA 92563  
 Phone 951-461-0284  
 Fax 951-461-0245

**PALM SPRINGS**  
 554 S Paseo Dorotea  
 Palm Springs, CA 92264  
 Phone 760-320-1048  
 Fax 760-320-1470

**RIVERSIDE**  
 4065 County Circle Dr #104  
 Riverside, CA 92503  
 Phone 951-358-5172  
 Fax 951-358-5017