



County of Riverside
DEPARTMENT OF ENVIRONMENTAL HEALTH
 www.rivcoeh.org

FOOD ESTABLISHMENT INSPECTION FORM

FACILITY NAME El Rancho Market				DATE 6/15/2021	TIME IN 11:30 AM	TIME OUT 12:30 PM
ADDRESS 217 N Main St, Lake Elsinore, CA 92530				FACILITY DESCRIPTION Bakery		
PERMIT HOLDER Gurmeet Gill				EMAIL elrancho market777@gmail.com		Major Violations 0
PERMIT # PR0070314	EXPIRATION DATE 01/31/2022	SERVICE Routine inspection	REINSPECTION DATE Next Routine	FACILITY PHONE # (951)674-8579	PE 2615	DISTRICT 0052
INSPECTOR NAME Irene Goodman					Points Deducted 3	

The conditions listed below correspond to violations of the California Health and Safety Code and/or Riverside County Ordinances and must be corrected as indicated by the enforcement officer. The Department of Environmental Health appreciates your cooperation.

Failure to correct listed violation(s) prior to the designated compliance date may necessitate an additional reinspection at a charge determined by Riverside County Ordinance 640.



Major / Minor Violations: Major Violations are those that pose an imminent risk to public health and warrant immediate closure of the food facility or immediate correction. Minor Violations are those violations that do not pose an imminent public health risk, but do warrant correction.

GRADE REPRESENTS THE FOLLOWING RANGES: A = 100-90 Passed inspection / meets minimum health standards. B = 89-80 Did not pass inspection / does not meet minimum health standards. C = 79-0 Failed inspection / conditions exist which may pose a potential or actual threat to public health and safety. The facility is required to display a grade card in a conspicuous place selected by the Enforcement Officer. The grade card shall not be concealed and can only be removed or relocated by the Enforcement Officer per County Ordinance 492 / County Code Section 8.40.020

○ In = In compliance + COS = Corrected on-site ○ N/O = Not observed ○ N/A = Not applicable ○ OUT = Out of compliance

DEMONSTRATION OF KNOWLEDGE			COS	MAJ	OUT
In	N/A	1. Food safety certification ServSafe. LAura Leiva ex: 7/20/2025			2
EMPLOYEE HEALTH AND HYGIENIC PRACTICES					
In		2. Communicable disease; reporting, restrictions and exclusions		4	
In	N/O	3. No persistent discharge from eyes, nose, and mouth			2
In	N/O	4. Proper eating, tasting, drinking or tobacco use			2
PREVENTING CONTAMINATION BY HANDS					
In	N/O	5. Hands clean and properly washed; gloves used properly		4	2
In		6. Adequate handwashing facilities supplied and accessible			2
TIME AND TEMPERATURE RELATIONSHIPS					
In	N/O	N/A		4	2
In	N/O	N/A		4	2
In	N/O	N/A		4	2
In	N/O	N/A		4	2
In	N/O	N/A		4	2
PROTECTION FROM CONTAMINATION					
In	N/O	N/A			2
In		13. Food: unadulterated, no spoilage, no contamination		4	2
In	N/O	N/A		4	2
Chlorine /					

FOOD FROM APPROVED SOURCES			COS	MAJ	OUT
In		15. Food obtained from approved sources		4	2
In	N/O	N/A			2
In	N/O	N/A			2
CONFORMANCE WITH APPROVED PROCEDURES					
In		N/A			2
CONSUMER ADVISORY					
In		N/A			1
SCHOOL AND HEALTHCARE PROHIBITED FOODS					
In		N/A		4	2
WATER / HOT WATER					
In		21. Hot and cold water available Water Temperature 120°F		4	2
LIQUID WASTE DISPOSAL					
In		22. Sewage and wastewater properly disposed		4	2
VERMIN					
In		23. No rodents, insects, birds, or animals		4	2
In	N/A	24. Vermin proofing, air curtains, self-closing doors			1

SUPERVISION / PERSONAL CLEANLINESS	OUT
25. Person in charge present and performs duties, demonstration of knowledge	2
26. Personal cleanliness and hair restraints	1
GENERAL FOOD SAFETY REQUIREMENTS	
27. Approved thawing methods, frozen food storage	1
28. Food separated and protected from contamination	2
29. Washing fruits and vegetables	1
30. Toxic substances properly identified, stored, used	1
FOOD STORAGE / DISPLAY / SERVICE	
31. Adequate food storage; food storage containers identified	1
32. Consumer self-service	1
33. Food properly labeled; honestly presented; menu labeling	1

EQUIPMENT / UTENSILS / LINENS	OUT
34. Utensils and equipment approved, good repair	1
35. Warewashing: installed, maintained, proper use, test materials	1
36. Equipment / utensils: installed, clean, adequate capacity	1
37. Equipment, utensils, and linens: storage and use	1
38. Adequate ventilation and lighting; designated areas, use	1
39. Thermometers provided and accurate	1
40. Wiping cloths: properly used and stored	1
PHYSICAL FACILITIES	
41. Plumbing: properly installed, good repair	1
42. Refuse properly disposed; facilities maintained	1
43. Toilet facilities: properly constructed, supplied, cleaned	1
44. Premises; personal item storage and cleaning item storage	1

PERMANENT FOOD FACILITIES	OUT
45. Floors, walls, ceilings: good repair / fully enclosed	1
46. Floors, walls, and ceilings: clean	1
47. No unapproved private homes / living or sleeping quarters	1
SIGNS / REQUIREMENTS	
48. Last inspection report available	
49. Food Handler certifications available, current, and complete	1
50. Grade card and signs posted, visible	
COMPLIANCE AND ENFORCEMENT	
51. Plans approved / submitted	
52. Permit available / current	
53. Permit suspended / revoked	
54. Voluntary condemnation	
55. Impound	



FOOD ESTABLISHMENT INSPECTION FORM

FACILITY NAME El Rancho Market	DATE 6/15/2021	PERMIT # PR0070314
--	--------------------------	------------------------------

6. ADEQUATE HANDWASHING FACILITIES SUPPLIED & ACCESSIBLE

POINTS

0

Inspector Comments: Note: Observed the paper towel dispenser of the hand washing sink to be missing the cover. Repair or replace the paper towel dispenser.

Violation Description: Adequate facilities exclusively for handwashing shall be provided in food preparation areas and within toilet rooms. Handwashing soap, and towels or drying device, shall be provided in dispensers. Handwashing facilities shall be clean, unobstructed, and accessible at all times for employee use. (113953, 113953.1, 113953.2, 114067(f), 114143 (e))

28. FOOD SEPARATED AND PROTECTED FROM CONTAMINATION

POINTS

2

Inspector Comments: Observed raw eggs stored over ready to eat produce inside of the deli cooler at the bakery. Ensure all raw food items are stored beneath ready to eat food items to avoid possible contamination.

Observed tortilla triangles stored inside of the milk crates stored directly on the ground. Observed the milk crates to be soiled with food debris. Discard the tortilla triangles. Discontinue storing food items inside of the milk crates for they are not approved. Ensure all food items are stored inside of smooth and easily cleanable containers with tight fitting lids.

Violation Description: All food shall be separated and protected from contamination. (113984, 113986, 114060, 114067(a, d, e), 114069(a, d), 114073, 114077, 114089.1(c), 114143(c))

34. UTENSILS AND EQUIPMENT APPROVED, GOOD REPAIR

POINTS

1

Inspector Comments: Observed milk crates being used as storage for food contact utensils. Discontinue use of milk crates, for they are not approved.

Observed the splash guards of the hand washing sink to be separating from the sink. Resecure the splash guard in approved manner.

Violation Description: All utensils and equipment shall be approved and in good repair. (114130, 114130.1-114130.6, 114132, 114133, 114137, 114175, 114177, 114257)

84. COVID 19 - FOLLOWING STATE OF CALIFORNIA GUIDELINES

POINTS

0

Inspector Comments: Observed in compliance with Industry Guidance.



County of Riverside
DEPARTMENT OF ENVIRONMENTAL HEALTH
www.rivcoeh.org

FOOD ESTABLISHMENT INSPECTION FORM

FACILITY NAME El Rancho Market	DATE 6/15/2021	PERMIT # PR0070314
-----------------------------------	-------------------	-----------------------

Overall Inspection Comments

No summary comments have been made for this inspection.

Did you know that effective January 1, 2018, the California Health and Safety Code was amended to make it easier for food facilities to donate food? Please consider donating your excess food product to a local food bank, pantry, or soup kitchen. As a good faith food donor, you are protected from civil and criminal liability if the food product later causes harm to its recipient, unless the injury is a direct result of gross negligence or intentional misconduct in the preparation or handling of the donated food. See Section 171425 of the Civil Code and Sections 114432 to 114434 inclusive of the Health and Safety Code. For more information visit our website at www.rivcoeh.org.

Signature

Surjit Samra- emailed
Person in Charge
06/15/2021

Irene Goodman
Environmental Health Specialist
06/15/2021

REASONS FOR IMMEDIATE CLOSURE OF A FOOD FACILITY

Per California Health and Safety Code Section 114409 (a):
 "If any imminent health hazard is found, unless the hazard is immediately corrected, an enforcement officer may temporarily suspend the permit and order the food facility immediately closed."

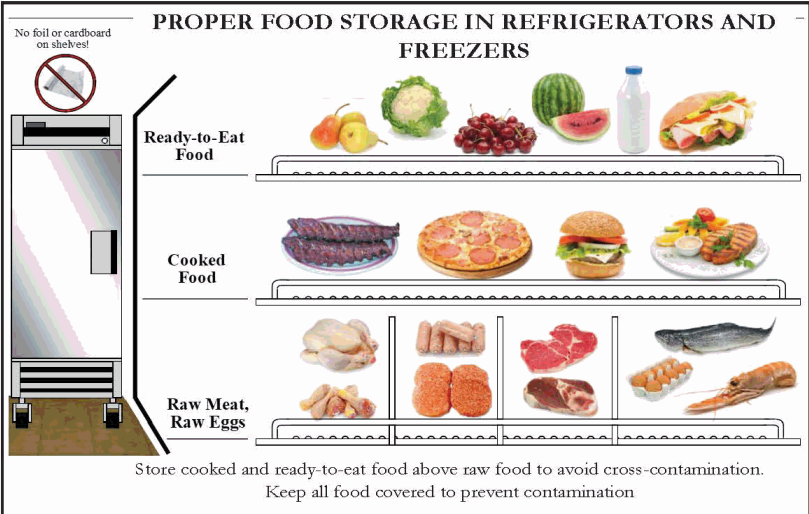
A food facility may be closed for any of the following reasons:

- Overflowing sewage (inside or outside the facility)
- No potable water
- No hot water
- No electricity
- Rodent or insect infestation
- Any other conditions at the facility that may create an imminent public health risk

In addition to the reasons above, Per California Health and Safety Code Section 114411:

"The enforcement agency may, after providing opportunity for a hearing, modify, suspend, or revoke a permit for serious or repeated violations of any requirement of this part or for interference in the performance of the duty of the enforcement officer."

PROPER FOOD STORAGE IN REFRIGERATORS AND FREEZERS



No foil or cardboard on shelves!

Ready-to-Eat Food

Cooked Food

Raw Meat, Raw Eggs

Store cooked and ready-to-eat food above raw food to avoid cross-contamination. Keep all food covered to prevent contamination.

MANUAL SANITIZING OF EQUIPMENT AND UTENSILS USING A THREE COMPARTMENT SINK

1. **SCRAPE**, clean, or soak items as necessary before washing.
2. **WASH** items in detergent and hot water of at least 100°F in the first sink.
3. **RINSE** items in clear water in the second sink.
4. **SANITIZE** by submerging each item in a sanitizing solution in the third sink. Use one of the following sanitizing methods:
 - 100ppm of a chlorine based sanitizer for a minimum of 30 seconds in the solution
 - 200ppm of a quaternary ammonium based sanitizer for a minimum of 60 seconds in the solution
 - 25ppm of an iodine based sanitizer for a minimum of 60 seconds in the solution
 - Water at a temperature of 171°F for a minimum of 30 seconds in solution
5. **AIR DRY** all items on the drain board.



PROPER COOLING OF FOOD IN YOUR FACILITY

Potentially hazardous foods should always be rapidly cooled.

TIME IS THE KEY FACTOR IN PROPER COOLING

- Foods must cool from 135°F to 70°F in 2 hours or less
- Foods must cool from 70°F to 41°F in 4 hours or less

Use one of the following methods to cool food properly:

- Break large foods down into smaller portions and place in shallow pans no more than 4 inches deep. Metal pans cool better than glass or plastic pans.
- Add ice as an ingredient to replace water used in the recipe.
- Place foods within an ice bath and frequently stir the foods to speed the cooling process.
- Loosely cover foods so that heat and steam can escape during cooling.
- Arrange containers within a refrigeration unit so that air can flow properly around containers.
- Use special equipment like chill paddles or blast chillers to rapidly bring down food temperature.









Use an accurate thermometer to verify the food is being cooled within proper timeframes.

PROPER FOOD THAWING METHODS

1. Under refrigeration
2. In a microwave oven on "defrost"
3. Submerged under cold running water in an approved preparation sink for no longer than 2 hours
4. As part of the cooking process

INTERNAL COOKING TEMPERATURES

Use a probe thermometer to take internal cooking temperatures

							
135°F for 15 seconds	145°F for 15 seconds	145°F for 15 seconds	145°F for 15 seconds	155°F for 15 seconds	155°F for 15 seconds	165°F for 15 seconds	165°F for 15 seconds

Food temperature cannot be felt - use your probe thermometer!



THE MAJOR 8 FOOD ALLERGENS

MILK

EGGS

FISH

SHELLFISH

WHEAT

SOYBEANS

PEANUTS

TREE NUTS

FOR QUESTIONS OR COMMENTS CONTACT YOUR LOCAL AREA OFFICE

BLYTE 260 N Broadway Blythe, CA 92225 Phone 760-921-5090 Fax 760-921-5085	CORONA 2275 S Main St #204 Corona, CA 92882 Phone 951-273-9140 Fax 951-520-8319	HEMET 800 S Sanderson Ave #200 Hemet, CA 92545 Phone 951-766-2824 Fax 951-766-7874	INDIO 47-950 Arabia St #A Indio, CA 92201 Phone 760-863-8287 Fax 760-863-8303	MURRIETA 30135 Technology Dr #250 Murrieta, CA 92563 Phone 951-461-0284 Fax 951-461-0245	PALM SPRINGS 554 S Paseo Dorotea Palm Springs, CA 92264 Phone 760-320-1048 Fax 760-320-1470	RIVERSIDE 4065 County Circle Dr #104 Riverside, CA 92503 Phone 951-358-5172 Fax 951-358-5017
--	--	---	--	---	--	---